

March Week 4

3-K

Watch This!

March 22-23

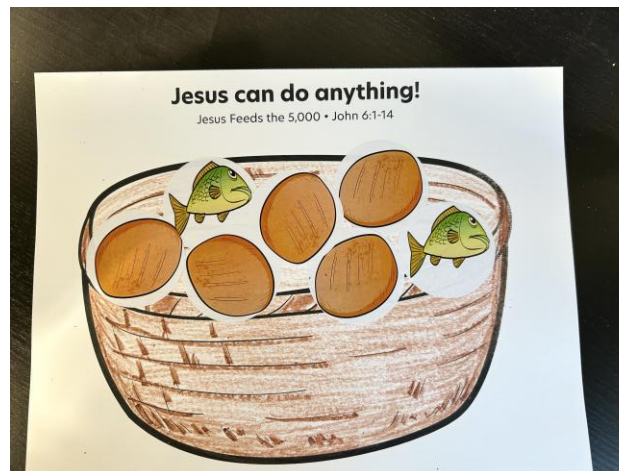
CRAFT WEEK 4

Basket Full

SUPPLIES: Basket handout, fish and bread stickers, crayons

What You DO and SAY:

- ⇒ **Give each child a basket handout. Invite the children to color the page.**
 - *"Friends! Come over and join me at the table! Let's make a story craft to help us remember today's story. This is a basket like the ones the food was in. Let's color it and then we can put food in it."*
- ⇒ **Give each child two fish and five bread stickers. Invite the children to add stickers to the basket.**
 - *"In our story, a boy shared his lunch with everyone. Who can tell me what was in his lunch? (Pause.) That's right! Bread and fish. I'm going to give you each two fish and five pieces of bread to put in your basket, just like the boy in the story."*
- ⇒ **Bring it Back to the Bible Story and Bottom Line**
 - *"We learned today that there was a crowd of people who had been listening to Jesus teach, and when He finished and went across the water, they followed! They knew He could do amazing things. Jesus saw the people and wanted to feed them. The disciples didn't have enough money to feed all those people, but there was a boy who shared his food. Jesus took the boy's food of five loaves of bread and two fish and thanked God for it. Then Jesus started giving the people bread and fish, and more bread and more fish, until they were no longer hungry. There was even food leftover! Wow! **Jesus can do anything!**"*
 - **"Who can do anything?"**
 - **"Jesus can do anything!"**



March Week 4

Watch This!

March 22-23

ACTIVITY #1

Story Corners

SUPPLIES: Story pictures, tape

What You DO and SAY:

- ⇒ **Gather the children and point out the story pictures, reviewing what's on each picture.**
 - *"Friends, look at the pictures around the classroom. (Walk to the first picture.) This picture is Jesus and the disciples on the mountaintop with a crowd of people. (Walk to the next picture.) There are fish and bread on this picture. (Walk to the next picture.) This picture is of Jesus, the disciples, and a lot of people. (Walk to the last picture.) This last picture is of Jesus."*
- ⇒ **Retell the story and invite the children to move to the picture that represents that part of the story.**

*"I'm going to retell part of the story, and I want you go to the picture I'm talking about. Ready? When Jesus finished teaching a crowd, He and the disciples went up on the mountaintop. (Pause.) Hooray! You did it! Listen for the next one. Jesus wanted to feed the people, so He used a boy's lunch of two fish and five loaves of bread. (Pause.) Jesus fed over 5,000 people with the two fish and five loaves of bread. (Pause.) Last one . . . **Who can do anything?** (Pause.) Wow, great job!"*
- ⇒ **Bring it back to the Bible Story and Bottom Line.**
 - *"Great job reviewing the story! Friends, you really know the story. Who can do anything? **Jesus can do anything!** That's right, let's say it again!"*
 - ***Who can do anything?***
 - ***Jesus can do anything!***

March Week 4

Watch This!

March 22-23


ACTIVITY #2

I Can...

SUPPLIES: Foam cube with I Can cards in sleeves

What You DO and SAY:

- ⇒ **Invite children to spread out to get ready to play the game.**
 - *"Friends, come gather here with me. Everyone, put your arms out to your sides like this (spread arms out wide) so you have plenty of room. Good job! You can put your arms down."*
- ⇒ **Invite children to roll the cube and do the action on the card. After they've done the action, ask them the big question.**
 - *"On this cube, there are some movements you can do! Watch this. (Roll the cube.) Oh look, it landed on 'run!' I can run. Can you run? Show me how you can run in place. (Pause.) Great job! Now tell me: **Who can do anything? Jesus can do anything!** Let's let someone else roll it this time. (Repeat as desired, reviewing the bottom line after each action.) You can run, and jump, and twirl, and march, and clap, and sing!"*
- ⇒ **Bring it back to the Bottom Line**
 - "You can run, and jump, and twirl, and march, and clap, and sing, but in our true Bible Story today we heard about something that only Jesus can do because **Jesus can do anything!**
 - **Who can do anything?**
 - **Jesus can do anything!"**



Please keep the
"I CAN" cubes for
week 5.

March Week 4

Watch This!

March 22-23

ACTIVITY #3

Memory Verse Parachute

SUPPLIES: Plush fish, Parachute

What You DO and SAY:

⇒ **Have children join you and stand in a circle in the center of the room.**

- *"This month, we've been learning a new memory verse. Let's practice it together. "And the power (muscle arms) of the Lord (point up) was with Jesus (tap finger to middle of each palm) Luke 5:17" (open hands like a book.) Great job!"*

⇒ **Ask children to stand around the parachute with you and guide them to each pick up a section of the parachute.**

- *"Now, everybody grab a section of the parachute.*
- *"I have some fish here. What do fish have to do with our story? (Pause.) That's right! Jesus used fish and bread to feed a whole bunch of people.*

⇒ **Invite children to shake their arms so that the parachute moves very fast.**


- *"Let's shake our arms and pop the fish up into the air! Go!"*

⇒ **When all the fish have popped out of the parachute...**

- *"Let's do our memory verse again! "And the power (muscle arms) of the Lord (point up) was with Jesus (tap finger to middle of each palm) Luke 5:17" (open hands like a book.)*

⇒ **Repeat activity as long as kids are Back to Jesus.**

- *"That was so much fun!*
- *"Who can do anything?*
- *"Jesus can do anything!"*



Please keep
plush fish one
more week.

March Week 4

Watch This!

March 22-23

READ, REVIEW, CONNECT IT, & PRAY

MARCH 22-23

PASS OUT MOON SAND

READ

- *Beginner's Bible p 357 "Jesus Feeds Thousands"*

REVIEW *(You may choose to pass out stickers as kids answer!)*

- ⇒ Key Question and Bottom Line
 - ***Who can do anything?***
 - ***Jesus can do anything!***
- ⇒ Memory Verse
 - **"And the power of the Lord was with Jesus." Luke 5:17**

CONNECT IT AND PRAY

- ⇒ "The boy in our story had bread and fish in his bag. What's one food you really like to eat? When I say your name, tell me **one food you really like**.
 - *Write each child's name on the weekly question strip/board/paper.*
- ⇒ Let's use our list when we pray...
- ⇒ Let's fold our hands and bow our heads and **pray**:
 - *"Dear God, thank You for foods like (read the list the children made). Help us to talk to You about what we need. Food, friends, boo-boos . . . You can help us with anything because **Jesus can do anything**. We love You, God. In Jesus' name. Amen."*