

March Week 3

3-K

Watch This!

March 15-16

CRAFT WEEK 3


Net Full of Fish

SUPPLIES:

Fishing handout, honeycomb paper, crayons, fish stickers, glue sticks

What You DO and SAY:

- ⇒ **Give each child a fishing handout. Invite the children to color the page.**
 - *"Friends! Come over and join me at the table! Let's make a story craft to help us remember today's story. Look, it's Jesus with Peter and Andrew in their boat. Use the crayons to color your paper."*
- ⇒ **Give each child a piece of honeycomb paper and glue sticks and encourage them to gently pull the paper apart to make a net. Have the children glue to net on the page.**
 - *"Great! In our story, Jesus told Peter to put his fishing nets down into the water. But your picture doesn't have a net. Watch this! (Hold up one piece of honeycomb paper and gently pull it apart.) When I gently pulled the paper, it made it look like a net. Take your special piece of paper and gently pull it apart to make your net. (Pause.) Glue the net to your paper next to the boat."*
- ⇒ **Set out fish stickers and encourage the children to fill the nets with the fish stickers.**
 - *"There aren't any fish in your net. After Jesus told Peter to put his nets down into the water, Jesus did something only He has the power to do. Jesus filled the nets with fish! Add the fish stickers to your net. (Pause.) Fill your net! (Pause.) Great job, everyone!"*
- ⇒ **Bring it Back to the Bible Story and Bottom Line**
 - *"Peter and Andrew were AMAZED because they didn't think they would catch any fish, but **Jesus can do anything!** Jesus filled their nets with fish! **Jesus can do anything.***
 - ***"Who can do anything?"***
 - ***"Jesus can do anything!"***



March Week 3

Watch This!

March 15-16

ACTIVITY #1

Find the Fish

SUPPLIES: 3 opaque plastic cups, plush fish

What You DO and SAY:

- ⇒ **Have children gather around a table. If you have a large group, split into smaller groups with a leader for each group.**
 - *“Friends! Come sit over here with me. We’re going to play a game to remind us of our story. In our story, what were Peter and Andrew looking for? (Pause.) That’s right! Fish. But they weren’t finding any fish all day. Then when Jesus came, Jesus did something amazing! He made so many fish come that the nets were breaking.”*
- ⇒ **Set the cups face down on the table and put the fish in one of the cups. Mix the cups up and invite the children to guess where the fish is. Repeat as long as interest allows.**
 - *“In our game today, we’re going to try to find a fish. I have 3 cups here and I’m going to put the fish in one of them. Then, I want you to watch the cup with the fish in it and I’m going to mix up the cups and see if you can keep track of the fish. (Demonstrate.) Can you remember where the fish is? (Pause.) Let’s check. (Lift cup.) You found it! Let’s try again! (Repeat as long as interest allows.)”*
- ⇒ **Bring it back to the Bible Story and Bottom Line.**
 - *“Peter and Andrew weren’t finding any fish on their own, but when Jesus told Peter and Andrew to put their nets into the water, Jesus filled them with fish. Only Jesus has the power to do that because **Jesus can do anything!**”*
 - ***Who can do anything?***
 - ***Jesus can do anything!”***

March Week 3

Watch This!

March 15-16


ACTIVITY #2

I Can...

SUPPLIES: Foam cube with I Can cards in sleeves

What You DO and SAY:

- ⇒ **Invite children to spread out to get ready to play the game.**
 - *"Friends, come gather here with me. Everyone, put your arms out to your sides like this (spread arms out wide) so you have plenty of room. Good job! You can put your arms down."*
- ⇒ **Invite children to roll the cube and do the action on the card. After they've done the action, ask them the big question.**
 - *"On this cube, there are some movements you can do! Watch this. (Roll the cube.) Oh look, it landed on 'run!' I can run. Can you run? Show me how you can run in place. (Pause.) Great job! Now tell me: **Who can do anything? Jesus can do anything!** Let's let someone else roll it this time. (Repeat as desired, reviewing the bottom line after each action.) You can run, and jump, and twirl, and march, and clap, and sing!"*
- ⇒ **Bring it back to the Bottom Line**
 - "You can run, and jump, and twirl, and march, and clap, and sing, but in our true Bible Story today we heard about something that only Jesus can do because **Jesus can do anything!**
 - **Who can do anything?**
 - **Jesus can do anything!"**



Please keep the
"I CAN" cubes
for week 4.

March Week 3

Watch This!

March 15-16

ACTIVITY #3

Memory Verse Parachute

SUPPLIES: Plush fish, Parachute

What You DO and SAY:

⇒ **Have children join you and stand in a circle in the center of the room.**

- *"This month, we've been learning a new memory verse. Let's practice it together. "And the power (muscle arms) of the Lord (point up) was with Jesus (tap finger to middle of each palm) Luke 5:17" (open hands like a book.) Great job!"*

⇒ **Ask children to stand around the parachute with you and guide them to each pick up a section of the parachute.**

- *"Now, everybody grab a section of the parachute.*
- *"I have some fish here. What do fish have to do with our story? (Pause.) That's right! Jesus helped Peter and Andrew catch fish in their net. Let's pretend the parachute is our net.*

⇒ **Invite children to shake their arms so that the parachute moves very fast.**

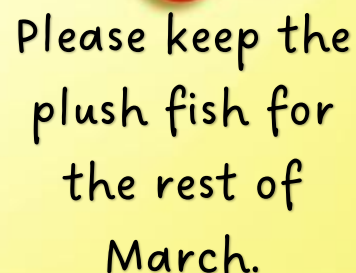
- *"Let's shake our arms and pop the fish up into the air! Go!"*

⇒ **When all the fish have popped out of the parachute...**

- *Let's do our memory verse again! "And the power (muscle arms) of the Lord (point up) was with Jesus (tap finger to middle of each palm) Luke 5:17" (open hands like a book.)*

⇒ **Repeat activity as long as kids Back to Jesus.**

- *"That was so much fun!*
- *"Who can do anything?*
- *"Jesus can do anything!"*



Please keep the
plush fish for
the rest of
March.

March Week 3

Watch This!

March 15-16

READ, REVIEW, CONNECT IT, & PRAY MARCH 15-16

PASS OUT MOON SAND

READ

- *Beginner's Bible p 351 "A Fisherman's Net"*

REVIEW *(You may choose to pass out stickers as kids answer!)*

- ⇒ Key Question and Bottom Line
 - ***Who can do anything?***
 - ***Jesus can do anything!***
- ⇒ Memory Verse
 - **"And the power of the Lord was with Jesus." Luke 5:17**

CONNECT IT AND PRAY

- ⇒ "Jesus helped Peter and Andrew catch all of those fish because Jesus can do anything. Let's make a list of other things Jesus can do. When I say your name, tell me **one thing Jesus can do**.
 - *Write each child's name on the weekly question strip/board/paper.*
- ⇒ Let's use our list when we pray...
- ⇒ Let's fold our hands and bow our heads and **pray**:
 - *"Dear God, thank You for giving us Jesus to be our friend forever. Thank you that Jesus can do anything, like (read the list the children made). Help us remember to always talk to Jesus about everything because Jesus can do anything. We love You, God. In Jesus' name. Amen."*