

November Week 3

3-K

Puzzle Pieces

November 16-17

CRAFT WEEK 3



Revolving Story

SUPPLIES:


Story page, crayons, "oil" strips of paper, tape

What You DO and SAY:

- ⇒ **Give each child a story page and set out crayons. Invite the children to color the story page.**
 - *"Friends, come sit at the table with me. I have a neat picture for you to make to help remember today's Bible Story. Let's start by coloring the oil in the jar and the inside of the bowl (point) yellow. (Pause.) Now you can color Elijah, the woman, and her son."*
- ⇒ **While children are coloring the people, help each child feed the "oil" strip through the slits on the page and tape the ends together so it looks like the oil is pouring out of the jar.**
 - *"In our story, we heard how Elijah asked this woman for bread, but she told him she only had enough flour and oil for her and her son. But remember, God's got it! Elijah told the woman: 'God said your flour and oil will not run out.' So, the woman quickly made some bread and brought it to Elijah. And guess what? No matter how much flour and oil she used, she still had more! Let's add this strip of paper to be the oil. (Insert the strip through each slit and tape the ends on the front and back.) Look, the woman's oil didn't run out! (Show children how to move the paper strip.)"*
- ⇒ **Bring it Back to the Bottom Line**
 - *"Just like God said, Elijah, the woman, and her son had food every day because the flour and oil did not run out. They trusted God and God took care of them. We can trust God no matter what because God's always got it!"*
 - **"Who's got it?"**
 - **"God's got it!"**



Wrap tape around edges



November Week 3

Puzzle Pieces

November 16-17

ACTIVITY #1

Story Ingredients

SUPPLIES:

White bags, water, bread and heart cutouts

NOTE:

The cutouts will be reused at each service, so remove them from the bag after the activity.

What You DO and SAY:

⇒ **Have children gather with their white bags in hand.**

- *"Friends, grab your white bag and bring it over here. We're going to pretend they are shopping bags and go shopping for the ingredients of our story."*

⇒ **Spread water, bread, and heart cutouts (one of each per child) on the ground. Invite kids to pick up ingredients as you call them out.**

- *"The first thing we need to shop for is water. Remember in our Bible Story when Elijah asked a woman for a drink of water? Look around and find water and put in your bag. (Pause.) Next on our list is bread. Go shop for some bread. (Pause.) Put it in your bag. Elijah was hungry and asked the woman for a little bread. Last ingredient, go find a heart and put it in your bag. God loved Elijah, and Elijah trusted God because he knew that God's got it! Great job, we got all the ingredients."*

⇒ **Review the Bible story and bring it back to the Bottom Line.**

- *"Elijah trusted God no matter what. When Elijah was thirsty and hungry, God told Elijah to go to a town and find a woman there who had food for him. Elijah asked the woman for a little water and a piece of bread. But the woman said she only had enough flour and oil to make bread for her and her son and then she would not have any more. Elijah told the woman she could make bread and bring it to him because God said her flour and oil would not run out. Just like God said, Elijah, the woman, and her son had food every day because the flour and oil did not run out. Elijah knew he could trust God because God's got it!"*
- ***Who's got it?***
- ***God's got it!"***

November Week 3

Puzzle Pieces

November 16-17

ACTIVITY #2

Pass the Message

SUPPLIES: None

What You DO and SAY:

- ⇒ **Have children spread out in the room.**
 - *“Friends, let’s spread out in the room to play a game where we’re going to share a secret message.”*
- ⇒ **Choose one child to start the message. Share the message with them and send them to share it with a friend. Then have those two children each share it with a friend. Repeat the pattern until everyone has heard the message. (Optional simplification: have children line up and pass the message like a game of telephone.)**
 - *“I need one friend to start this game off with. [Child’s name], come with me. (Walk to one side of the room.) I want to share a special message with you. (Quietly say to the child:) God loves you. Did you hear the message? Great!*
 - *“Run and share that message quietly with a friend. (Pause.) Did you hear the message? Great! Now go share that message with two more friends. Let’s keep sharing the message! (Continue until each child has heard the message.) Hooray! Everyone heard the message!”*
 - *(Repeat pattern with the message ‘God’s got it!’)*
- ⇒ **Repeat with other messages if time and interest allow.**

November Week 3

Puzzle Pieces

November 16-17

ACTIVITY #3

Hot Potato

SUPPLIES: Heart stress ball, CD Player, EC Worship CD

What You DO and SAY:

⇒ **Have children sit in a circle in the middle of the room.**

- *"Friends, come sit in a circle with me. Let's say our Memory Verse together while we do the motions. Ready? 'Trust (tug a pretend rope) in the Lord (point up) with all your heart, (tap heart twice) Proverbs 3:5.' (Open hands like a book.) Great job! I've got a heart here to remind us of our verse. We are going to play some music and pass the heart around the circle. When the music stops, whoever is holding the heart will say our memory verse!"*


⇒ **Play music and pass the heart around. Pause music. Have the child holding the heart say the memory verse.**

- *"It's your turn to say the memory verse – we can help you!"*
 - *"Trust in the Lord with all your heart."*
Proverbs 3:5

⇒ **Let the children play until every child has had a turn.**

⇒ **Bring it Back to the bottom line.**

- *"Great job, friends!"*
- **Who's got it?**
- **God's got it!"**



Please keep
the stress
heart
for week 4

November Week 3

Puzzle Pieces

November 16-17

READ, REVIEW, CONNECT IT, & PRAY NOVEMBER WEEK 3

PASS OUT MOON SAND

READ

- *The Beginner's Bible* "Elijah Helps a Widow" p 206

REVIEW *(You may choose to pass out stickers as kids answer!)*

⇒ Key Question and Bottom Line

- ***Who's got it?***
- ***God's got it!***

⇒ Memory Verse

- **"Trust in the Lord with all your heart." Proverbs 3:5**

CONNECT IT AND PRAY

⇒ "Elijah, the woman, and her son ate bread in our story, so we are going to make a list of the foods we eat. Then, we can thank God for the food He gives us. When I call your name, tell me **one food you like**.

- *Write each child's name on the weekly question strip/board/paper.*

⇒ Let's use our list when we pray...

⇒ Let's fold our hands and bow our heads and **pray**:

- *"Dear God, thank You for loving us so much. Thank You for taking care of us and giving us things to eat like (read the list). Help us remember that we can trust You no matter what. Nothing is bigger or more powerful than You! We love You, God! In Jesus' name. Amen."*