



CRAFT WEEK 3

Revolving Story


SUPPLIES: Story page, crayons, “oil” strips, tape

What You DO and SAY:

- ⇒ **Give each child a story page and set out crayons. Invite the children to color the story page.**
 - *“Friends, come sit at the table with me. I have a neat picture for you to make to help remember today’s Bible Story. Let’s start by coloring the oil in the jar and the inside of the bowl (point) yellow. (Pause.) Now you can color Elijah, the woman, and her son.*
- ⇒ **While children are coloring the people, help each child feed the “oil” strip through the slits on the page and tape the ends together so it looks like the oil is pouring out of the jar.**
 - *“In our story, we heard how Elijah asked this woman for bread, but she told him she only had enough flour and oil for her and her son. But remember, God’s got it! Elijah told the woman: ‘God said your flour and oil will not run out.’ So, the woman quickly made some bread and brought it to Elijah. And guess what? No matter how much flour and oil she used, she still had more! Let’s add this strip of paper to be the oil. (Insert the strip through each slit and tape the ends on the front and back.) Look, the woman’s oil didn’t run out! (Show children how to move the paper strip.)”*
- ⇒ **Bring it Back to the Bottom Line**
 - *“Just like God said, Elijah, the woman, and her son had food every day because the flour and oil did not run out. They trusted God and God took care of them. We can trust God no matter what because God’s always got it!”*
 - **“Who’s got it?”**
 - **“God’s got it!”**



Wrap tape around edges



November Week 3

Puzzle Pieces

November 16-17

ACTIVITY #1

Story Ingredients

SUPPLIES:

White bags, water, bread and heart cutouts

NOTE:

The cutouts will be reused each class, so remove them from bags after activity.

What You DO and SAY:

⇒ **Have children gather with their white bags in hand.**

- *“Friends, grab your white bag and bring it over here. We’re going to pretend they are shopping bags and go shopping for the ingredients of our story.”*

⇒ **Spread water, oil, and bread cutouts and hearts on the ground. Invite kids to pick up ingredients as you call them out.**

- *““The first thing we need to shop for is water. Remember in our Bible Story when Elijah asked a woman for a drink of water? Look around and find water and put in your bag. (Pause.) Next on our list is bread. Go shop for some bread. (Pause.) Put it in your bag. Elijah was hungry and asked the woman for a little bread. Last ingredient, go find a heart and put it in your bag. God loved Elijah, and Elijah trusted God because he knew that God’s got it! Great job, we got all the ingredients.”*

⇒ **Review the Bible story and bring it back to the Bottom Line.**

- *“Elijah trusted God no matter what. When Elijah was thirsty and hungry, God told Elijah to go to a town and find a woman there who had food for him. Elijah asked the woman for a little water and a piece of bread. But the woman said she only had enough flour and oil to make bread for her and her son and then she would not have any more. Elijah told the woman she could make bread and bring it to him because God said her flour and oil would not run out. Just like God said, Elijah, the woman, and her son had food every day because the flour and oil did not run out. Elijah knew he could trust God because God’s got it!*
- ***Who’s got it?***
- ***God’s got it!”***

November Week 3

Puzzle Pieces

November 16-17

ACTIVITY #2

Pass the Message

SUPPLIES: None

What You DO and SAY:

- ⇒ **Have children spread out in the room.**
 - *“Friends, let’s spread out in the room to play a game where we’re going to share a secret message.”*
- ⇒ **Have the children line up and play telephone to pass the message down the line.**
 - *“Friends, line up and we’re going to play a game to pass a message to everyone. I’m going to tell [child’s name] and they are going to tell the person behind them. We’ll each share the message with the next person until everybody knows! (Quietly say to the child:) God’s got it. Did you hear the message? Great!*
 - *“Share that message quietly with the friend behind you. (Pause.) Did you hear the message? Great! Now share that message with the next person. Let’s keep sharing the message! (Continue until each child has heard the message.) Hooray! Everyone heard the message!”*
- ⇒ **Repeat with other messages if time and interest allow.**
 - Examples: God made me, God loves me, Jesus wants to be my friend forever

November Week 3

Puzzle Pieces

November 16-17

READ, REVIEW, CONNECT IT, & PRAY
NOVEMBER WEEK 3

Here are some ideas to try in a group or one-on-one.

2-year-olds are all at different stages of development! Some are ready to answer big questions and say the memory verse, while others aren't ready to talk yet. Even if they aren't ready to answer, they are listening!

READ A STORY – Keep all month

- *Thank You, God* by PK Hallinan

ASK A QUESTION

Who's got it?

God's got it!

PRACTICE THE MEMORY VERSE

"Trust in the Lord with all your heart." Proverbs 3:5

SAY A PRAYER

Dear God,

Thank you for making me.

Thank you for loving me.

Thank you for sending Jesus to be my friend forever.

Amen.