





What to Do:

Print on cardstock and cut apart. Make one set for every two kids.

Memory Cards

October 2015, Week 3, Small Group K-1
©2015 The reThink Group, Inc. All rights reserved.

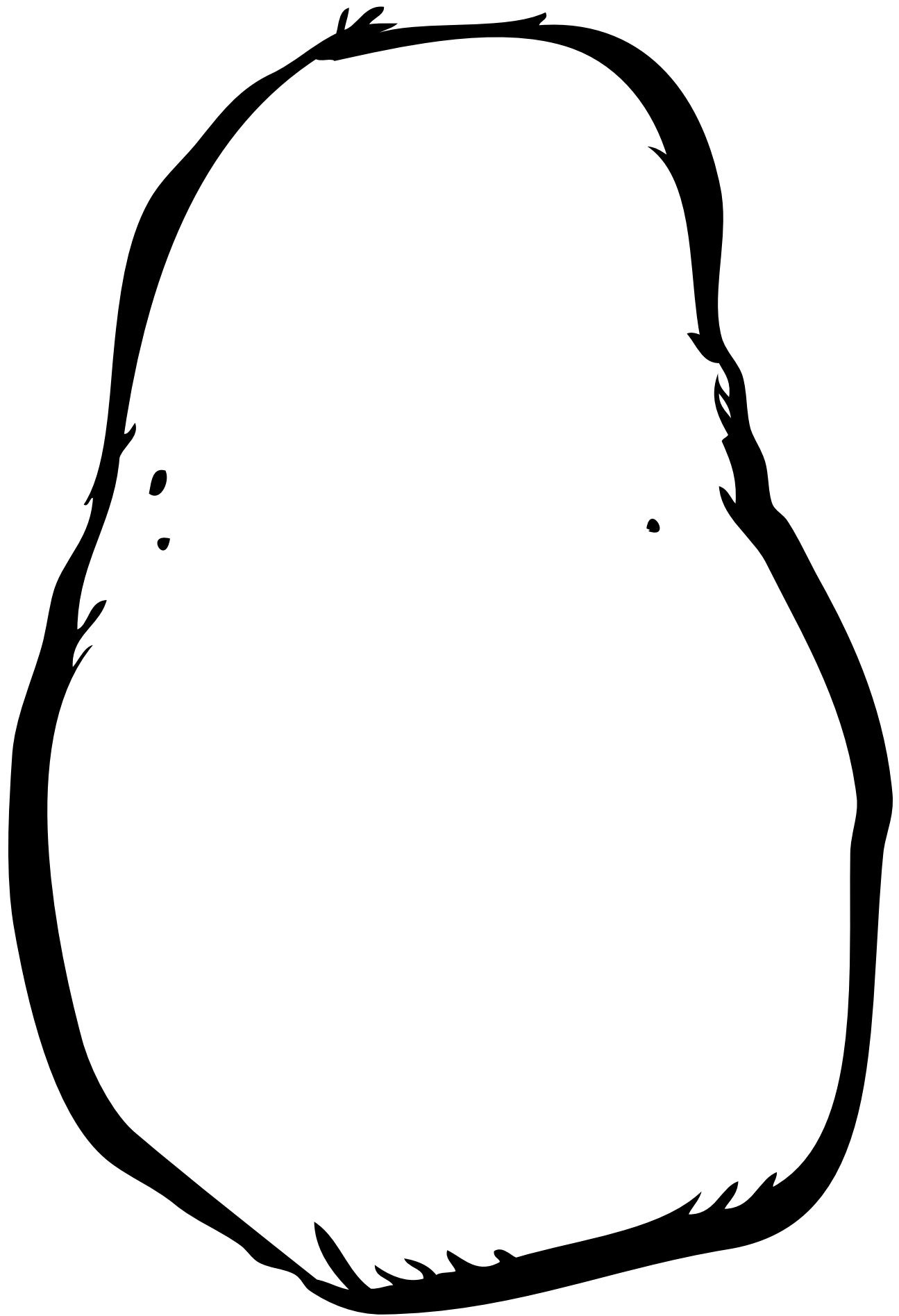


What to Do:

Print on cardstock and cut apart. Make one set for every two kids.

Memory Cards

October 2015, Week 3, Small Group K-1
©2015 The reThink Group, Inc. All rights reserved.



What to Do:


Print on cardstock. Make one copy for each kid

Potato Body

October 2015, Week 3, Small Group K-1
©2015 The reThink Group, Inc. All rights reserved.



ART




MUSIC

What to Do:

Print on cardstock and cut apart. This week, make 5 sets for each Small Group.

I've Got Talent!

October 2015, Week 3, Small Group K-1
©2015 The reThink Group, Inc. All rights reserved.




What to Do:

Print on cardstock and cut apart. This week, make 5 sets for each Small Group.

I've Got Talent!

October 2015, Week 3, Small Group K-1
©2015 The reThink Group, Inc. All rights reserved.



What to Do:

Print on cardstock and cut apart. This week, make 5 sets for each Small Group.

I've Got Talent!

October 2015, Week 3, Small Group K-1
©2015 The reThink Group, Inc. All rights reserved.



GOOD WITH ANIMALS



WRITING

What to Do:

Print on cardstock and cut apart. This week, make 5 sets for each Small Group.

I've Got Talent!

October 2015, Week 3, Small Group K-1
©2015 The reThink Group, Inc. All rights reserved.



EXPLORING NATURE



WORKING WITH OTHERS

What to Do:

Print on cardstock and cut apart. This week, make 5 sets for each Small Group.

I've Got Talent!

October 2015, Week 3, Small Group K-1
©2015 The reThink Group, Inc. All rights reserved.