



FOOT




HAND



EYE

EAR



**SPEAKING OUT
FOR WHAT IS RIGHT**



**ENCOURAGING
OTHERS**


What to Do:

Make two sets for each Small Group and cut apart.

Body Part Memory Cards

October 2015, Week 3, Small Group 4-5


©2015 The reThink Group, Inc. All rights reserved.



**SHOWING
KINDNESS**



**GIVING MONEY
AND TIME**




**SERVING BY
HELPING OTHERS**



**TEACHING OTHERS
ABOUT THE BIBLE OR GOD**



**SPEAKING
DIFFERENT LANGUAGES**



**LEADING
OTHERS**

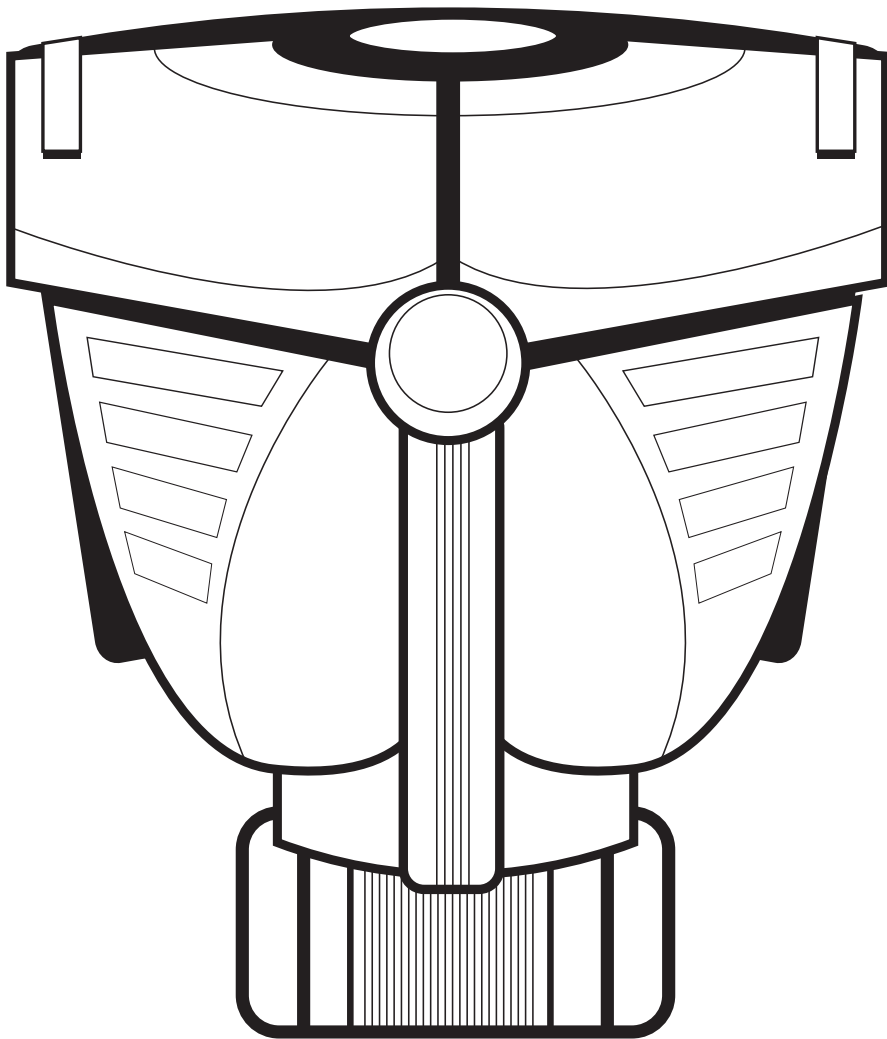

What to Do:

Make two sets for each Small Group and cut apart.

Body Part Memory Cards

October 2015, Week 3, Small Group 4-5

©2015 The reThink Group, Inc. All rights reserved.

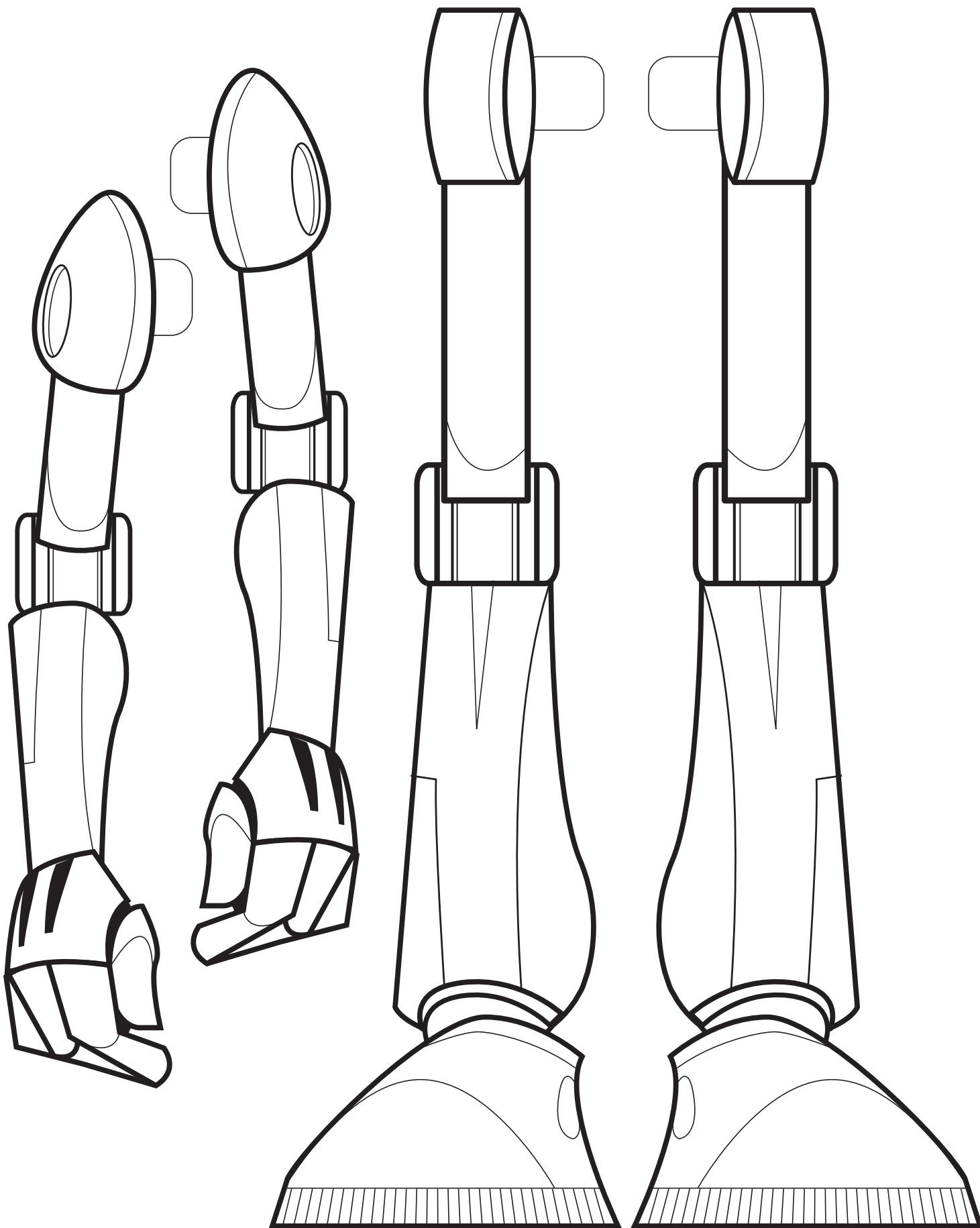


What to Do:

Make five copies for each Small Group. Put all the heads into one paper bag. Put all the bodies into a second paper bag. Put all the arms into a third paper bag. Put all the legs into a fourth paper bag.

Robot Parts

October 2015, Week 3, Small Group 4-5
©2015 The reThink Group, Inc. All rights reserved.



What to Do:

Make five copies for each Small Group. Put all the heads into one paper bag. Put all the bodies into a second paper bag. Put all the arms into a third paper bag. Put all the legs into a fourth paper bag.

Robot Parts

October 2015, Week 3, Small Group 4-5
©2015 The reThink Group, Inc. All rights reserved.