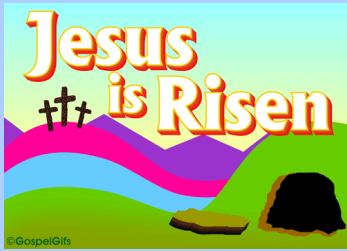


April Week 3



April 17th - 20th

Overview Card

Jesus Has Risen

Key Question:
Bottom Line:
Memory Verse:

Who is your good friend?
Jesus is my good friend.
"A friend loves at all times."
Proverbs 17:17, Nlrv

Bible Story:

Easter - Jesus loves me.
Lord's Supper, Resurrection
Matthew 26:20-30; 28:1-7

Coloring Page:

Jesus Rises from the Dead.

Music:

We're All Singing
Great Big God
Give Your Heart to Jesus

Bible Lesson:

God's Story for Me
Jesus in Gethsemane & Jesus Dies and Lives Again
Pages 422 - 430

Service Time:

75 minutes

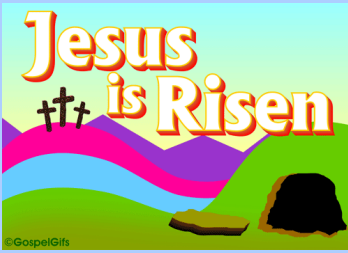
Story Time:

What is Easter
by Michelle Medlock Adams



April Memory Verse -
"A friend loves at all times."
Proverbs 17:17 Nlrv

April Week 3



April 17th - 20th

ACTIVITY

Jesus Has Risen

Pin the Tail on the Bunny (All Ages):

What You Need:

Bunny, tails, masking tape and blindfolds

What You Do:

Hang the bunny on the wall. Blindfold the first player. Spin the blindfolded player in circles for a few seconds and then allow the player to try and place the tail on the bunny. The player who places the tail closest to the correct place, wins!



Cross Toss (All Ages):

What You Need: Cups, Purple Paper, Foam Cord Board and purple Easter eggs.

What You Do:

Before the activity: Glue purple paper inside 11 cups, Attach all of the cups onto the board with the purple cups in the center making a cross.



During the activity: Children will take turns trying to toss the eggs into the purple cups.

Jelly Bean Toss (All Ages):

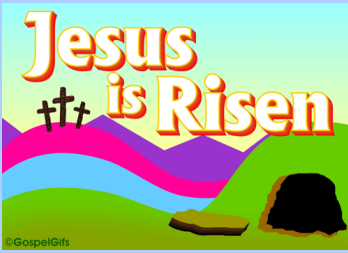
What You Need: Jelly Bean Cutouts and mini bean bags.

What You Do: Children will take turns trying to toss the mini bean bags onto the jelly bean cutouts. (For 4's and Clubhouse, add point values to the jelly bean cutouts and place higher point values at a further distance than the smaller point values.)



April Memory Verse -
"A friend loves at all times."
Proverbs 17:17 NIV

April Week 3



April 17th - 20th

ACTIVITY

Jesus Has Risen

Easter Egg Hunt Game and Egg Toss (2's, 3's and 4's):

What You Need: Empty Easter Eggs in four colors, four colored baskets, CD Player and fun music

What You Do: *Before the activity:* Scatter the colored eggs all over the room and place the four different baskets in various locations throughout the room.

During the activity: Start the music. Have the children collect the eggs and place them into the baskets by color (pink eggs in the pink basket, blue eggs in the blue basket, etc). Tell the children that they can collect eggs as long as the music is playing and they must freeze when the music stops. Start the music. Play and stop the music periodically to have the children "freeze". Play until all the eggs are picked up and placed into the correct colored baskets. Repeat as long as children are interested. *(Another option would be having the children throw all the collected eggs into the matching colored baskets.)*

Easter Egg Treasure Hunt (Clubhouse):

What You Need:

Easter Eggs, 5 Easter Egg Baskets and prize for each child

What You Do:

Before hiding the eggs, insert a small slip of paper into each egg that reveals a clue for finding the next egg leading to the prize. Hand the first egg to the children or tell them the first clue to start them on their way. Make sure to take the list of where the eggs are hidden in case no one finds them. *(If you have several kids, fill a bowl with many eggs, then they have to open them all, the child who finds the clue first is the winner of that station.)*

Egg 1 - Do 10 sit-ups, can you do more? Look for the next clue on the classroom door. *(Go to the door)*

Egg 2 - Doing 5 jumping jacks is really quite fair, and then continue your hunt by finding the chair! *(Go to the teacher's chair)*

Egg 3 - Raise your hands high, touch your finger to your nose, wink three times then look into the sink. *(Go to the sink)*

Egg 4 - Sit down and stretch, touch your toes if you can. Then get up and run to the nearest trash can! *(Go to the trash can)*

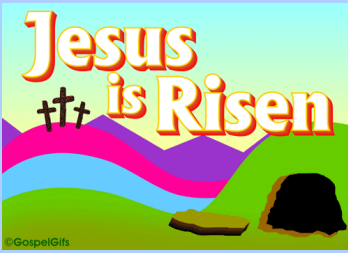
Egg 5 - Do a little dance, you're almost done, the table is where we have so much fun. *(Go the table)*

Egg 6 - Jump in place for a minute, if you aren't too tired look on the dry erase board for your reward. *(Go to the dry erase board)*



April Memory Verse -
"A friend loves at all times."
Proverbs 17:17 NIV

April Week 3



April 17th - 20th

ACTIVITY

Jesus Has Risen

Bunny Hop (Clubhouse):

What You Need:

1 die, 12-15 numbered carrots (one set for each player) and a stuffed bunny.

What You Do:

Tape the numbered carrots on the floor each being one hop apart. Players take turns and roll the die. If it lands on a 1, 2 or 3, they may "hop" forward two carrots. If the die lands on a 4, 5, or 6, they must "hop" back one carrot. The first one to finish and reach the bunny, wins! *(For larger classroom sizes have two or three children play as a team.)*

Easter Egg Spoon Game (Clubhouse):

What You Need:

Spoons, Easter Eggs and Colored Flags

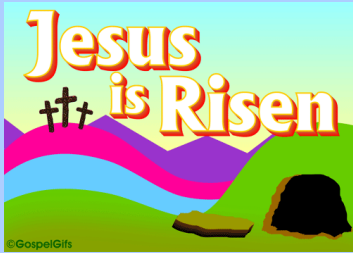
What You Do:

Each team stands in single file line behind the starting point and opposite their respective flags, set on the floor about 5 yards away. Once the teacher says Go!, the first player in each line, balancing an egg on a spoon, races around his team's flag, then back to transfer the spoon and egg to the next teammate. The recipient races to the flag and the race continues until one team finishes the course. Anyone who drops an egg must run to the starting line and restart his part of the race.



April Memory Verse -
"A friend loves at all times."
Proverbs 17:17 NIV

April Week 3



April 17th - 20th

CRAFT

Jesus Has Risen

He Lives Crosses

What You Need:

Cross and tissue paper

What You Do:

Give each child a cross and tissue paper. Encourage them to crumble the tissue into small pieces and to use many different colors. Show the children how to place the tissue paper onto the sticky side of the cross, encouraging them to cover all of the cross.

What You Say:

Before the activity: "Jesus loves His friends so much! He had a nice dinner with His friends and He made a promise to them. Jesus always keeps His promises."

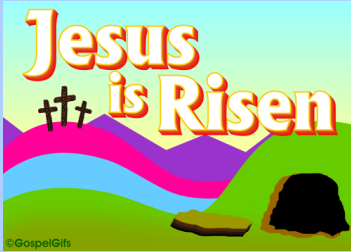
During the activity: "We are going to make a BEAUTIFUL cross today to remind us of Jesus' love and that He came back for us. (*Hand out crosses and tissue.*) Here is some pretty colored tissue. We are going to crumble it into little pieces and place it onto the cross."

At the end of the activity: "In our lesson today, we learned that Jesus made a promise that He would leave but come back in three days. He promised His friends He would be back. He loved His friends so much, just like He loves us. He wants to be our friend forever! **Who is your good friend? (Pause.) YES! Jesus is my good friend!**"



April Memory Verse -
"A friend loves at all times."
Proverbs 17:17 NIV

April Week 3



April 17th - 20th

SMALL GROUP

Jesus Has Risen

Small Group Time

What you Need: Bible, Stickers, Dry Erase Board. You will also need a black and red dry erase marker.

SMALL GROUP LEADER (SGL): "Today's Bible lesson is the most special story ever told. Our good friend Jesus knew people were going to be so mean to Him that He would die. But He let them because He loves us. He knew there was no other way we could be with God forever. Jesus loves you and you and you THAT much! That's what makes Jesus your good friend. He loves you more than anything! **Who is your good friend?**"

CHILDREN and SGL: "Jesus is my good friend!"

SGL: "Do you remember what our Memory Verse says? 'A friend loves at all times,' Proverbs 17:17. Say that with me."

CHILDREN and SGL: "A friend (*hook your pointer fingers together*) loves (*hug yourself*) at all times' (*stretch your arms out to each side with your palms facing up as you turn in a circle*), Proverbs 17:17." (*Open your hands like a book.*) (*Repeat as many times as desired.*)

SGL: "Yay! And we know Jesus loves us because He died, went away, and then came back! Yes! Jesus came back, just like He said He would, and He wants to be your friend forever!"

"I told you today's lesson is the most special story EVER! Today I want us to write down our names on our board. You can try and write it all by yourself. Then I'm going to draw a red heart by everyone's name. When we pray I want to thank God for loving each and every one of us."

Let the children write their own names, with a black marker, on the board Draw a red heart beside each name when they are done.

Prayer

SGL: "God, thank You for sending Your Son, Jesus, to make a way for us to be with You forever. We know Jesus is a good friend and He loves us. Jesus loves (*name of child*) and Jesus loves (*name of child*) and Jesus loves (*continue naming each child*). Thank You! Thank You! Thank You! In Jesus' name, amen."



April Memory Verse -
"A friend loves at all times."
Proverbs 17:17 NIV