


Week 4



February 22nd/23rd

OVERVIEW CARD

Disciples Tell Others

Key Question:

Who does Jesus love?

Bottom Line:

Jesus loves everyone.

Memory Verse:

“Love each other as I have loved you.”

John 15:12, NIV

Bible Story:

Everyone needs Jesus.

Disciples Tell Others

Matthew 4:18-22, 28:16-20; John 1:35-45

Coloring Page:

Jesus makes a promise.

Music:

I'm So Glad He Loves Me

Great Big God

Go

Bible Lesson:

God's Story for Me Bible

The Ascension

Pages 441 to 445

Service Time:


70 minutes

February Memory Verse -

“Love each other as I have loved you.”

John 15:12, NIV

Week 4



February 22nd/23rd

ACTIVITY

Disciples Tell Others

Give It Away

What You Need: A sheet of heart stickers for each child, cd player and fun music.

What You Do:

During the activity: Give each child a sheet of heart stickers. Tell the children the goal is to give all their stickers away to friends in the classroom before the music stops.

What You Say:

Before the activity: "I have a whole sheet of heart stickers for each of you. That's a lot of stickers! We're going to play a game called "Give it Away" with your stickers. When you hear music, I want you to see how many stickers you can give to your friends before the music stops. Got it? Are you ready to give some love away? On your mark! Get set! Go!"

During the activity: "Give that love away! Good job! Keep going!"


At the end of the activity: "Wow! Look at all the stickers on everyone! Good job! You know, everyone needs love. That's why Jesus loves each and every one of us! Our Bible lesson today was about how Jesus wants us to tell everyone about how much He loves them. He wants us to give His love away!"

February Memory Verse -

"Love each other as I have loved you."

John 15:12, NIV

Week 4



February 22nd/23rd

ACTIVITY

Disciples Tell Others

Let's Go!

What You Need: Location images listed in "What to Do", construction paper, scissors, stapler and tape.

What You Do: Show the children each picture (only a little square should be visible) Then ask them to guess what they think the entire picture might be (based on the small portion they see). After they have viewed the images and made a guess for each one, lift up the construction paper to reveal the images and lead the children in some imaginary play. Pretend to travel to the different places, like Disney World®, the beach, hike a mountain, zoo, park, or space. Go wherever your imagination will take you! Remember to prepare each time before you travel. If you're going to space, you'll need to put on your spacesuit. Hiking? You'll need a backpack and boots. As you travel to all these different places, talk about how we need to tell people EVERYWHERE that Jesus loves them!

What You Say:

During the activity: "I want us to go on a pretend adventure today. Who's with me? *(Pause.)* Okay, let's see where we are going first? Can you guess what this is a picture of? Great job, it's a beach! I love the beach! Let's go to the beach! Put on your swimsuit and sunscreen. Here we go! *(Walk around room and pretend to play in the water and sand.)* Wow! That was fun! Do you think all the people at the beach need to hear that Jesus loves them? *(Pause.)* They sure do! Jesus loves the people at the beach because **Jesus loves everyone!** Now let's see where we are going ..." *(Repeat something similar each time you travel to a new place.)*


At the end of the activity: "Jesus loves all the people at the *(name all the places you traveled to)* and He wants us to tell them! **Who does Jesus love? Jesus loves everyone!**"

February Memory Verse -

"Love each other as I have loved you."

John 15:12, NIV

Week 4



February 22nd/23rd

ACTIVITY

Disciples Tell Others

Lots and Lots of Love

What You Need: Playdoh, rolling pins and heart cookie cutters.

What You Do:

Tell the children that we are going to make hearts out of Playdoh to represent how much Jesus loves each and every one of us.

What You Say:

At the end of the activity: “Wow! That was great! You made so many wonderful hearts, they represent Jesus’ love for us! When we say our Memory Verse today we are going to hold these hearts. Are you ready?”

During the activity: “Hold your heart high above your head. (*Demonstrate.*) Great job! Now we are going to say our Memory Verse! Ready? ‘Love each other as I have loved you,’ John 15:12.”


At the end of the activity: “Jesus loves us so much and He wants us to love each other. He loves us no matter if we make a bad choice or not. So we should love others the same way! **Who does Jesus love?** (*Pause.*) Absolutely! **Jesus loves everyone!**”

February Memory Verse -

“Love each other as I have loved you.”

John 15:12, NIV

Week 4



February 22nd/23rd

ACTIVITY

**Disciples
Tell Others**

Postcard

What You Need: “Postcard” from the Activity Pages on the Website, white cardstock, markers, crayons, and stickers.

What You Do:

Before the activity: Copy “Postcard” from the Activity Pages onto white cardstock and cut out one for each child. On the back of each postcard write the word “LOVE,” so the children can sign their names below it when they’re finished.

During the activity: Give each child a postcard and allow them to decorate it with the markers, crayons, and stickers. When they’re finished, help each child sign their name under where it says “LOVE” on the back of the card.

At the end of the activity: Tell the children to think about someone they would like to tell about Jesus. Encourage them to give their postcard to that person.

What You Say:

Before the activity: “Our lesson today told us that Jesus wants us to tell others that Jesus loves them. We can make postcards and give them to people so that they know that Jesus loves them.”

During the activity: (Hand out postcards.) “Here are your postcards. Look! They say our Memory Verse for this month on them. Let’s say it together. *(Read the Memory Verse together.)* It also says, “Jesus loves everyone,” and that’s exactly what we want our friends to know when they get this postcard! Use the stickers, crayons, and markers to make these postcards BEAUTIFUL! *(Allow children to decorate postcards.)* Great job! Now turn your cards over. Do you see where it says, ‘LOVE’? *(Hold up card and point to the word.)* Using your best writing, please write your name under that word. *(Help children who cannot yet write their names.)* WOW! I love that you can write your name so well. Now your postcards are ready to help you tell others about Jesus, just like the disciples did!”


At the end of the activity: “Do you know who you want to tell about Jesus? *(Pause.)* Great! That is a perfect person to give your postcard to! Jesus wants us to tell others about Him and that He loves everyone! **Who does Jesus Love?** You got it! **Jesus loves everyone!**”

February Memory Verse -

“Love each other as I have loved you.”

John 15:12, NIV

Week 4



February 22nd/23rd

ACTIVITY

Disciples Tell Others

Special Delivery

What You Need: A shoebox mailbox and postcards

What You Do:

During the activity: Place the mailbox on a table at one end of your classroom and put a pile of postcards on the other side of the room near where the children will line up. Instruct the children to take turns running a “message” (postcard) down to the mailbox, placing it in the mailbox, and running back until all of the messages have been delivered.

(Option: Use a timer and see how fast kids can deliver all of the messages.)

What You Say:

Before the activity: “Raise your hand if you have ever gotten a letter in the mail. *(Pause.)* Me, too! It’s fun getting mail. Today we’re going to see how fast we can deliver all of these letters to that mailbox way down there.

(Demonstrate.) How fast do you think we can do it? *(Pause.)* Okay, let’s see!”


At the end of the activity: “That was fun! And you did a super fast job delivering all of those letters. Our Bible lesson today is about a very special message. Jesus loves us so much and He wants us to love each other. He loves us no matter if we make a bad choice or not. So we should love others the same way! **Who does Jesus love?** *(Pause.)* Absolutely! **Jesus loves everyone!**”

February Memory Verse -

“Love each other as I have loved you.”

John 15:12, NIV

Week 4



February 22nd/23rd

CRAFT

Disciples Tell Others

Colored Hearts

What You Need: “Coffee Hearts” from the Activity Pages on the Website, pink cardstock, different colored markers, small spray bottle, small coffee filters, water, scissors, and a glue stick.

What You Do:

Before the activity: Copy “Coffee Hearts” from the Activity Pages onto pink cardstock for each child. Cut the coffee filters into heart shapes so that each child gets one. Fill the spray bottle with water.

During the activity: Give each child a heart and allow them to color them with the markers. Encourage them to color the entire heart on one side. When finished, lightly spray the colored heart with the spray bottle so that the colors run and then allow them to dry.

At the end of the activity: Once dry, help the child glue the hearts onto the Activity Page.

What You Say:

Before the activity: “Jesus loves us so much! Let’s make beautiful hearts and take them home to tell everyone how much He loves us.”

During the activity: “Here is your heart. *(Hold up hearts.)* Use your markers to color the heart all over on this side. *(Point to one side of the filter.)* After you are done we are going to do something AH-MAZING! *(Allow the children to color them and then spray the filter lightly with water.)* WOW! Look at what the water did to the colors! It is beautiful! Let’s put them aside to dry.”


At the end of the activity: “Now that our hearts are dry, we are going to glue them onto this page. *(Hold up Activity Page.)* Now you can tell everyone about how much Jesus loves us! **Who does Jesus love?** *(Pause.)* YES! **Jesus loves everyone!**”

February Memory Verse -

“Love each other as I have loved you.”

John 15:12, NIV

Week 4



February 22nd/23rd

SMALL GROUP

Disciples Tell Others

Small Group Time

What you Need: Stickers, Bible, Dry Erase Board and Marker.

SMALL GROUP LEADER (SGL): “Have you ever heard such good news that you wanted to tell everyone you know? Like maybe your parents told you that you were going somewhere really fun, so you told all your friends. *(Pause.)* I remember one time when my parents told me we were getting a new dog. I was SO excited I told ALL of my friends!

“Jesus’ friends, the disciples, had the best news EVER! They were some of the very first people to know that **Jesus loves everyone**, and it was their job to make sure everyone knew! They did a good job because now we know the good news. **Who does Jesus love?**”

CHILDREN and SGL: “**Jesus loves everyone!**”

SGL: “And now it’s our turn to make sure everyone hears the good news, because everyone needs Jesus. The best way to let people know is by loving others the way Jesus loves us, just like our Memory Verse says. Let’s say our verse together and then anyone who wants to say it for a sticker can have a turn.”

CHILDREN and SGL: “‘Love others as I have loved you,’ John 15:12.”

SGL: “Okay, it’s time to pray. Today let’s make a list of people we can tell about Jesus. Everyone needs Jesus and we need to tell them He loves them!”

Write down the children’s names and what they say on the dry erase board. Remember to print the words so they can recognize their names and letters. Mention their list when you pray together.

Prayer

SGL: “God, help us to tell *(read list of people)* that Jesus loves them and wants to be their friend forever. We know everyone needs Jesus—including me! I need Jesus and *(name of child)* needs Jesus and *(name of child)* needs Jesus and *(continue with each child’s name)*. I hope we never, EVER forget how much Jesus loves us. In Jesus’ name, amen.”

February Memory Verse -

“Love each other as I have loved you.”

John 15:12, NIV