


**Week 2**



**February 8th/9th**

# OVERVIEW CARD

## Zacchaeus

**Key Question:**

Who does Jesus love?

**Bottom Line:**

Jesus loves everyone.

**Memory Verse:**

“Love each other as I have loved you.”

John 15:12, NIV

**Bible Story:**

Jesus loves us when we do something wrong.

Zacchaeus

Luke 19:1-8

**Coloring Page:**

Zacchaeus climbs a tree to see Jesus.

**Music:**

I Like To  
Great Big God  
All of My Heart

**Bible Lesson:**

God’s Story for Me Bible  
Jesus Loves Zacchaeus  
Pages 403 to 408

**Service Time:**


minutes

**February Memory Verse -**

**“Love each other as I have loved you.”**

**John 15:12, NIV**

**Week 2**



**February 8th/9th**

# ACTIVITY

## Zacchaeus

### Pass the Pillow

**What You Need:** Medium-sized heart-shaped pillow.

**What You Do:**

*Before the activity:* Have the children stand in a circle with you included.

*During the activity:* Hold the pillow and start to say the Memory Verse. Encourage the children to say the verse with you. As the verse is being said, pass the pillow around the circle.

*At the end of the activity:* When the verse is finished, ask the child who is holding the pillow his or her name. Then say, “(Child’s name), Jesus loves you!” Repeat several times.

**What You Say:**

*Before the activity:* “Let’s practice our Memory Verse! I have a great idea! We can use this pillow (hold up pillow) to remind us how much Jesus loves us! As we say our verse we can pass the pillow. Everyone make a circle. Perfect! Are you ready to practice our verse and pass the heart pillow? (Pause.) Great! Let’s get started!”

*During the activity:* “I am going to pass the pillow to (child on your right). Remember to say the Memory Verse with me! ‘Love each other as I have loved you,’ John 15:12. Good job! Who has the pillow? (Name child), Jesus loves you! Okay, let’s try it again!” (Repeat as many times as desired.)


*At the end of the activity:* “Our verse tells us that Jesus loves us sooo much and He wants us to love others just like He loves us! He loves us even when we make mistakes and we should love others even if they make mistakes. **Who does Jesus love?** (Pause.) Absolutely! **Jesus loves everyone!**”

**February Memory Verse -**

**“Love each other as I have loved you.”**

**John 15:12, NIV**

**Week 2**



**February 8th/9th**

# **ACTIVITY**

## **Zacchaeus**

**Zacchaeus Zacchaeus what do you See?**

**What You Need:** Step Stool.

**What You Do:**

Have the children stand in a circle and place a low stepping stool in the middle of the circle. Pick one child to stand on the stool and pretend to be Zacchaeus. Have the other children hold hands and walk around in a circle repeating this rhyme:

**Zacchaeus climbed up in a great big tree. Zacchaeus, Zacchaeus, what do you see?**

“Zacchaeus” looks around the room and picks something he sees but doesn’t say what it is. The children then have to guess what “Zacchaeus” sees in the classroom. Keep playing until all the children have had a chance to be Zacchaeus. Or you can have Zacchaeus repeat this rhyme:

**I can see everything from up in this tree, and I can see Jesus pointing at me.**


**What You Say:** “Our Bible lesson today was about a very short man. Something wonderful happened to him when he climbed up in the tree. Do you remember what happened?”

**February Memory Verse -**

**“Love each other as I have loved you.”**

**John 15:12, NIV**

**Week 2**



**February 8th/9th**

# **ACTIVITY**

## **Zacchaeus**

### **Knee Races**

**What You Need:** No supplies are needed.

**What You Do:** Divide children into two teams. Have each team line up in a single file line. Mark out a starting line and a finish line. Have the children “walk” on their knees as fast as they can to the finish line. Make sure each child has a turn.


**What You Say:** “You sure can walk fast on your knees and you looked way shorter than when you came in today. Our Bible lesson today was about a very short man too. Something wonderful happened to him. Do you remember what happened?”

**February Memory Verse -**

**“Love each other as I have loved you.”**

**John 15:12, NIV**

**Week 2**



**February 8th/9th**

# ACTIVITY

## Zacchaeus

### Who Can You Love?

**What You Need:** Red and pink construction paper, scissors, tape, cd player and fun music

#### What You Do:

*Before the activity:* Cut out a construction paper heart for each child. All the hearts should be red except for two pink ones. Then tape the hearts securely to the floor in a large circle.

*During the activity:* Instruct the children to stand on a heart. Play the music and encourage the children to walk around the hearts in the same direction. When the music stops, the two children standing on pink hearts will name one person we can love. Continue as long as there's interest.

#### What You Say:

*During the activity:* "I want everyone to find a heart and stand on it. When you hear the music, I want you to walk around the hearts. When the music stops, you stop. Got it? Here we go! (*Play music for a few seconds, and then stop it.*) Yay! Is everyone standing on a heart? Raise your hand if you are standing on a red heart. Now raise your hand if you are standing on a pink heart. I want the two people on pink hearts to tell us one person we can love." (*Continue as long as there's interest.*)


*At the end of the activity:* "Jesus wants us to love everyone, just like He loves everyone. That means there are LOTS of people we can love! **Who does Jesus love?** (*Pause.*) You got it! **Jesus loves everyone!**"

**February Memory Verse -**

**"Love each other as I have loved you."**

**John 15:12, NIV**

**Week 2**



**February 8th/9th**

# ACTIVITY

## Zacchaeus

### Thumbs-Up!

**What You Need:** No supplies are needed.

**What You Do:** Tell the children how two thumbs-up means something is good. Ask them to give you two thumbs-up. Tell them how two thumbs-down means something is bad. Ask them to give you two thumbs-down. Play a game of “Thumbs-Up” by telling a short scenario that is obviously good or bad and then asking the children to give you thumbs-up or thumbs-down. Continue playing as long as the children are interested.

Example Scenarios:

- Mom makes your favorite snack. (*Thumbs-up.*)
- Your tummy really hurts. (*Thumbs-down.*)
- Your best friend comes over to play. (*Thumbs-up.*)
- You broke your favorite toy. (*Thumbs-down.*)

### What You Say:


*At the end of the activity:* “Our Bible lesson today was about a man named Zacchaeus. Can you say ‘Zacchaeus’? (*Say ‘Zacchaeus’ together a few times.*) Good! Zacchaeus did some really bad (*thumbs-down*) things. But after he met Jesus, he did some really good (*thumbs-up*) things! Jesus wanted to be Zacchaeus’ friend! Jesus went to Zacchaeus’s house. They ate and they talked and they became good friends. Jesus loved Zacchaeus, even though he had done some bad things. That made Zacchaeus want to love people, too!” **Who does Jesus love?** (*Pause.*) Yes! **Jesus loves everyone!”**

**February Memory Verse -**

**“Love each other as I have loved you.”**

**John 15:12, NIV**

**Week 2**



**February 8th/9th**

**CRAFT**

**Zacchaeus**

### **Zacchaeus's Tree**

**What You Need:** "Zacchaeus", "Tree", Popsicle Sticks and Crayons and/or Markers.



**What You Do:** Have the children create their very own Tree and Zacchaeus picture.

#### **What You Say:**

*Before the activity:* "Today in our lesson, Zacchaeus was high in a tree. Do you remember why? *(Pause.)* Yes! So he could see Jesus. We are going to make our own tree to take home. Let's get started!"

*During the activity:* "First we are going to color our tree! Way to go! What is missing from our tree that was in our lesson today? *(Pause.)* Yes! Zacchaeus! Now use the markers or crayons to color your Zacchaeus. *(Allow child to color.)* Next let's use our glue and put Zacchaeus on the popsicle stick. Do you remember where Zacchaeus was? *(Pause.)* That's right, he was up in the tree. Let's put him right up here. *(Demonstrate.)* Great!"

*At the end of the activity:* "Now we can use our trees to tell people about Zacchaeus and Jesus. We want everyone to know that Jesus loves them!"


**Who does Jesus love?** *(Pause.)* You got it! **Jesus loves everyone!"**

**February Memory Verse -**

**"Love each other as I have loved you."**

**John 15:12, NIV**

**Week 2**



**February 8th/9th**

**SMALL GROUP**

**Zacchaeus**

### Small Group Time

**What you Need:** Stickers and Bible

**SMALL GROUP LEADER (SGL):** “Have you ever really wanted to see something, but you couldn’t see over all the tall people? *(Pause.)* Me, too! That’s how Zacchaeus felt in our Bible lesson today. He really wanted to see Jesus, but he was too short! What did Zacchaeus do so he could see Jesus? *(Pause.)* You got it! He climbed a tree! Smart thinking! And I’m sure Zacchaeus was SO glad he did! Jesus saw him in the tree, went to his house, and became his friend forever! Wow!

“Zacchaeus was so happy that Jesus loved him—even though he had done something wrong—that Zacchaeus gave back all the money he had stolen! I think that is SO cool! Zacchaeus did what Jesus tells us to do in our new Memory Verse. ‘Love each other as I have loved you.’ Say it with me.”

**CHILDREN and SGL:** “‘Love each other as I have loved you,’ John 15:12.” *(Repeat as many times as desired.)*

**SGL:** “Would anyone like to try and say it all by yourself?”

*Give each child the opportunity to say the verse. Make this a special time for them and reward them with a sticker.*

**SGL:** “Jesus loved Zacchaeus and forgave him for doing something wrong. Then Zacchaeus loved the people and gave them their money back. Yay, Jesus! Yay, Zacchaeus!”

“It’s time to pray. I think we should make a list of some of the wrong things we have done. I mean, Zacchaeus isn’t the only person who has done something wrong. I’ve done wrong things, too. Have you? *(Pause.)* Well, let’s make a list and then we can tell God we’re sorry like Zacchaeus did.”

*Write down the children’s names and what they say on the dry erase board. Remember to print the words so they can recognize their names and letters. Mention their list when you pray together.*

### Prayer

**SGL:** “God, it makes us feel good that Jesus loved Zacchaeus even when he did something wrong. We’ve done wrong things, too. Please forgive us for ... *(read the list)*. Help us to do what is right, like love people the way Jesus loves them. Thank You for loving us and for forgiving us. You are amazing, God! In Jesus’ name, amen.”

**February Memory Verse -**

**“Love each other as I have loved you.”**

**John 15:12, NIV**