

Week 4



November 23rd / 24th

OVERVIEW CARD

Daniel and the Lions

Key Question:

Who is always with you?

Bottom Line:

God is always with me.

Memory Verse:

"God is with you wherever you go."
Joshua 1:9, NLT

Bible Story:

God is with me when I do hard things.
Daniel and the Lions
Daniel 6:1 - 28

Coloring Page:

God protects Daniel in a den of lions.

Music:

The Lord's Army
Great Big God
Jesus Loves Me

Bible Lesson:


God's Story for Me Bible
The Lions' Den
Pages 254 to 259

Story:

Polar Bear, Polar Bear What Do You Hear
by Bill Martin Junior and Eric Carle

Service Time:

67 minutes



Week 4



November 23rd / 24th

ACTIVITY PAGE

Daniel and the Lions

We Are Lions


What You Need: Nothing Needed

What You Do: Have the children stand in front of the teacher and ask them to get on their hands and knees. Tell them that they are going to pretend to be lions and encourage them to move about and roar loudly.

What You Say:

Before the activity: “Today in our lesson we heard a story about lions. Lions are beautiful animals that God made. Do you think you can pretend to be a lion? *(Pause.)* Let’s be lions! Let’s all get down on our hands and knees and walk like lions. What sounds do lions make? *(Pause.)* Yes! Lions ROAR! Can you ROAR like a lion? *(Demonstrate.)* ROAR! I love all of my ROARING lions!”

At the end of the activity: “It is so much fun to pretend to be something that we are not. I love to pretend! Today in our lesson we heard a story about REAL lions and something wonderful that happened! Do you remember what happened?”



Week 4



November 23rd / 24th

ACTIVITY PAGE

Daniel and the Lions

Zoo


What You Need: Around 20 stuffed animals (try to include one lion in each classroom), and two baskets.

What You Do: Allow the children to free play with the animals and the baskets. Then have the children help you separate the animals into two baskets, one with zoo animals and one with farm animals.


What You Say:

Before the activity: Wow! Look at all of the animals! It looks like a zoo in here! We can use these baskets to separate the farm animals from the animals we see at the zoo. Can you help me? *(Pause.)* Great let's begin."

At the end of the activity: I have such wonderful zookeepers and farmers in here! I saw some of you playing with the lion. There were lions in our lesson today, do you remember what happened?



Week 4



November 23rd / 24th

ACTIVITY PAGE

Daniel and the Lions

Animal Fun


What You Need: Play-Doh, rolling pins, and animal cookie cutters.

What You Do: Show the children how to roll the Play-Doh out flat and then allow them to choose one animal cookie cutter from the basket (the teacher should keep the lion separate and make it for themselves). Once all the different animals have been made, talk about all the different animals that everyone has.


What You Say:

At the start of the activity: “When I call your name, I want you to come and choose one cookie cutter animal shape from the basket.”

During the activity: “Let’s go around the table and you can all show the different kinds of animals we made today. Can you tell me what sound your animal makes? Wow, you are all so good at making your animal friend’s sounds. Would you like to meet my friend? He is a li- on. Do you know what sound Lions make? Our Bible lesson today had some REAL lions in it. They were not soft and cuddly like my Mr. Lion. They were mean and hungry lions. Do you remember what happened?”



Week 4



November 23rd / 24th

ACTIVITY PAGE

Daniel and the Lions

Lion's Paw

What You Need: "Paw" from the Activity Pages found on the Website, white paper, large brown or yellow construction paper, a marker, scissors, and hula hoops.

What You Do:

Before the activity: Enlarge the "Paw" Activity Page from the Website, copy it onto white paper, and cut it out. Then trace the paw onto the construction paper and cut out as many as you would like. Once you've cut them all out, tape them securely to the floor and place a hula hoop around each paw print.


During the activity: Recite the Memory Verse while hopping from one paw print to the next.

What You Say:

Before the activity: "Look at these paw prints on the floor! What animal do you think these belong to? *(Pause.)* A lion! You are right! There were lions in our Bible lesson today, remember? *(Pause.)* Daniel got thrown into the cave where the lions lived. But Daniel knew that God was always with him, so he was okay. Let's say our Memory Verse together as we jump from paw print to paw print. Ready? *(Pause.)* Here we go!"

During the activity: "'God is *(jump)* with you *(jump)* wherever you *(jump)* go *(jump)*,' Joshua 1:9. Super! Let's keep going!" *(Repeat as many times as desired.)*

At the end of the activity: "That was fantastic! 'God is with you wherever you go,' Joshua 1:9. God is always with us! God was with Daniel in the lion's cave and He is always with us, too. **Who is always with you?** *(Pause.)* **God is always with me.**"



Week 4



November 23rd / 24th

CRAFT

Daniel and the Lions

Dare to Be Daniel


What You Need: Ornaments and glue sticks.

What You Do: Help the children make their “Dare to be Daniel” signs.

What You Say: “Our Bible lesson today helps remind us that **God is always with me** and with you. Daniel believed in God and loved Him very much. Daniel prayed only to the one true God. But one day there were some really, mean men that didn’t like Daniel. They told the king that everyone should pray to him and if they didn’t, the king should throw them into the cave with the lions! Look what I have here. These are lion faces for us to make into an ornament! Can you put the ornament together? (*Demonstrate.*) Super job! Now hold your lions up and give a good roar! (*Pause.*)

“Well, the king liked that idea of everybody praying to him, but did Daniel stop praying to the one true God? (*Pause.*) Not a chance! Daniel didn’t care if he got in trouble. He kept praying to God. Daniel knew that God was always with him. What do you think happened when those mean men saw Daniel praying to God? (*Pause.*) Those mean men told the king that Daniel was still praying to God and not him! The king liked Daniel, and he didn’t want to throw him in with the lions, but the rule said he had to do it. The king was SO sad. But Daniel said to him, ‘Don’t worry, King. **God is always with me**, even when I have to do hard things.’ So the mean men threw Daniel into the cave with the lions!

“The next morning, the king went to check on Daniel and there he was! Daniel told the king that God was with him and shut the lions’ mouths so they wouldn’t hurt him. The king was SO happy that Daniel was safe! Wow! God was with Daniel, even in a cave with lions, and God is always with us, too! **Who is always with you? God is always with me.**”



Week 4



November 23rd / 24th

SMALL GROUP

Daniel and the Lions

Small Group Time

What you Need: Zoo Animal Stickers, Bible Story and book, *Polar Bear, Polar Bear What Do You Hear* by Bill Martin Jr. and Eric Carle

SMALL GROUP LEADER (SGL): “We are going to play one more fun game using this book I have. I am going to press the buttons on the side of the book and you are going to have to guess which animal makes that sound (do the lion last). Are you ready to play? *(Pause.)* You are so good at knowing all the sounds that the animals make. Which sound do you think was the scariest? *(Pause.)* I think the lion sound was pretty scary. Do you think it was easy for Daniel to do the right thing knowing he might get thrown in a pit with mean, hungry lions? *(Pause.)* No way! That had to be VERY hard to do. Lions are scary! They can eat you up! I bet Daniel was afraid of the lions, but he did the right thing, even when it wasn’t easy. Do you think that knowing God was always with him helped Daniel do the right thing? *(Pause.)* I do, too. Doing the right thing can be hard for us, too. Does it help you do the right thing when you know that God is always with you? *(Pause.)* God is always with us and He wants to help us do the right thing, just like He did with Daniel. **Who is always with you?”**

CHILDREN and SGL: *[Bottom Line]* **“God is always with me!”**

SGL: “That’s right! We’ve been learning a Bible verse that tells us that God is with us wherever we go. Would anyone like to try and say it all by yourself?”

Give each child the opportunity to say the verse. Reward them with a sticker.

SGL: “I am so proud of you for learning that verse!”

