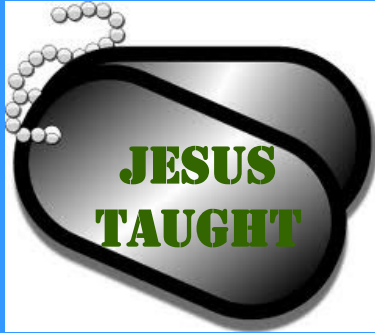


## July Week 2



## OVERVIEW CARD

### THE PRODIGAL SON

**Key Question:**

Who loves you?

**Bottom Line:**

Jesus loves you?

**Memory Verse:**

"How wide and long and high and deep is the love of Christ." Ephesians 3:18, NIV

**Bible Story:**

God loves me no matter what.  
The Prodigal Son  
Luke 15:11-24

**Coloring Page:**

Jesus tells about a patient father.

**Music:**

*Jesus is My Best Friend*  
*Give Your Heart to Jesus*  
*Jesus Loves Me*

**Story:**

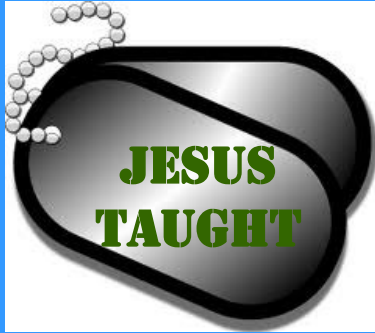
The Jesus Storybook Bible  
Running Away - page 272  
And  
Guess How Much I Love You by Sam McBratney

**Service Time:**

66 minutes



## July Week 2



## ACTIVITY PAGE

### THE PRODIGAL SON

#### Fancy Dance

**What You Need:** “Fancy Things” (from the Activity Pages on the Web site), white cardstock, tape, and fun music. (*Option: Laminate the Activity Pages.*)

#### What You Do:

*Before the activity:* Make one copy of each page of “Fancy Things” on white cardstock. If needed, make duplicate copies of “Fancy Things” so every child will have a picture to stand on.

*During the activity:* Tape the pictures to the floor all over the room. Walk around the room with the children and identify each of the pictures before you play. Once everyone is familiar with the pictures, tell the children to dance when they hear the music and find something fancy to stand on when the music stops. Continue playing as long as the children are interested.

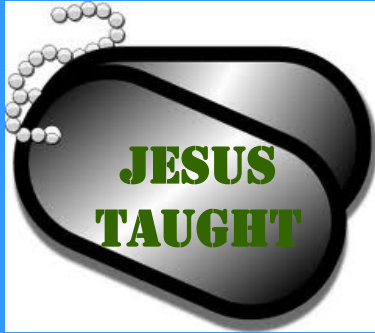
#### What You Say:

*At the start of the activity:* “Look at all the pictures of fancy things on the floor. I see a fancy house, some fancy clothes, fancy food, (*identifying all the pictures together*). We’re going to play a game with all these fancy pictures. When you hear the music, I want you to dance, jump, and walk around the room. When the music stops, I’ll tell you to find something fancy, and that’s when you find a picture to stand on. Ready to have some fun? Let’s do a fancy dance!”

*At the end of the activity:* “Whew! That was fun! We looked for all kinds of fancy things. A guy in our Bible story today left his home to look for some fancy things too. In fact, he spent aaaaaaaall his money on fancy things—fancy clothes, fancy houses, fancy jewelry, fancy food. He was all about fancy things! Do you remember what happened to him?”



# July Week 2



## ACTIVITY PAGE

### THE PRODIGAL SON

#### Which Is Higher?

**What You Need:** “Highest” (from the Activity Pages on the Web site), white paper, a large piece of art paper, tape, a Sharpie®, and scissors.

#### What You Do:

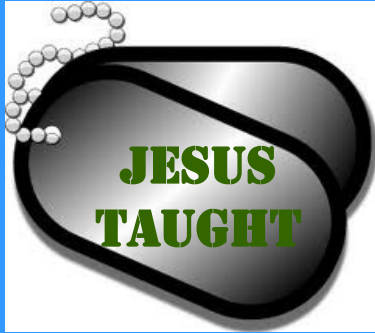
*Before the activity:* Use the Sharpie® to draw a vertical line down the middle of the art paper, dividing it into two equal sides. Title one side of the paper “Low.” Title the other side “High.” Tape the paper to the wall. Copy “Highest” onto white paper and cut out the pictures.

*During the activity:* Instruct the children to sit in front of the paper. Give each child a picture of an object. One by one, have the children come up and decide if their object is low to the ground or high in the sky. If a child struggles with the answer, allow the group to help. Help the child tape the picture to the appropriate side of the paper. Make sure each child gets a turn.

**What You Say:** “You are all SO smart! I see things on our wall that are low and some that are high. We heard a story today about something that is SO very high! It is MUCH higher than everything on our wall! Do you remember what that was?”



# July Week 2



## ACTIVITY PAGE

### THE PRODIGAL SON

#### Funny Farm

**What You Need:** “Farm Cards” (from the Activity Pages on the Web site), white cardstock, and scissors.

**What You Do:**

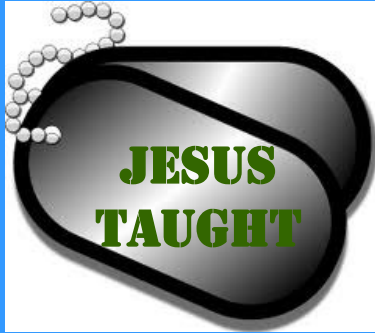
*Before the activity:* Make a copy of “Farm Cards” on white cardstock and cut them apart.

*During the activity:* Place the cards facedown. Encourage the children to take turns choosing a card. Each time a child draws a card, he will show the picture to all the other children. Everyone must act out the picture on the card together until you say stop.

**What You Say:** “A farmer takes care of his farm. One of the things he has to take care of is pigs. It is a yucky job. Someone in our story has to take care of pigs.”



# July Week 2



## ACTIVITY PAGE

### THE PRODIGAL SON

#### Welcome Home

**What You Need:** "Maze" (from the Activity Pages on the Web site), white paper, markers, and crayons.

#### What You Do:

*Before the activity:* Copy "Maze" onto white paper for each child.

*During the activity:* Review the Bible story through pictures as you follow the maze. You and the children will draw a line from the father's home to the pigpen and then back home again. Allow the children to color the pictures once you have completed the maze.

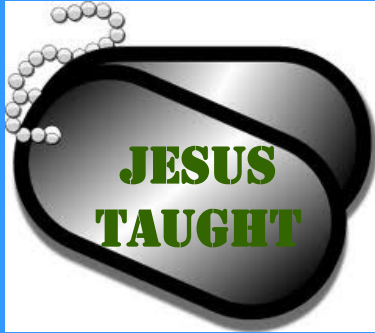
#### What You Say:

*During the activity:* "Look at your paper and find the picture of the son asking his dad for money. When you find the picture, put your finger on it. Awesome! This is where our story begins. Our job is to help the son find his way back home!" (*Review the Bible story as you get to each picture.*)

*At the end of the activity:* "The father in our story loved his son, even though he wasted all of the father's money making bad choices. When the son came back home, the father was so happy to see him that he threw a big welcome home party to show how much he loved him. Jesus told this story because He loves you the same way. He will always love you, no matter what. There is nothing you can do to make Him stop loving you. God loves you, and Jesus loves you! **Who loves you? [Bottom Line] Jesus loves me.**"



# July Week 2



## ACTIVITY PAGE

### THE PRODIGAL SON

#### Basketball

**What You Need:** A removable basketball hoop with suction cups, masking tape, a small ball, and a chair or stepladder.

**What You Do:**

*Before the activity:* Hang the hoop on the wall using the suction cups or tape. Hang it eye level to the children.

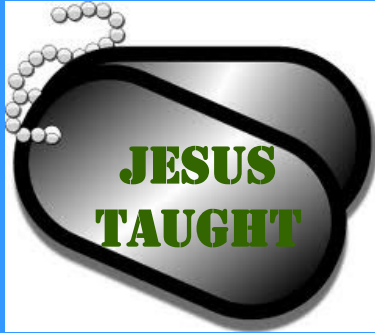
*During the activity:* Have the children stand around the hoop and let them throw the ball in the basket. When that is accomplished, hang the basket higher. Repeat. Using the stepladder, keep hanging the basket higher and higher. The last time you move the basket it should be so high that no one can make a basket. Make sure each child gets a turn to shoot the ball.

**What You Say:** “What a fun game! It was very easy to make the basket when the basket was low, but it got harder when I moved the basket high in the air. Jesus loves us higher than we can see! **Who loves you? [Bottom Line] Jesus loves me!**”





## July Week 2



# ACTIVITY

## THE PRODIGAL SON

### Feed the Pigs

**What You Need:** “Pig Face” (from the Activity Pages on the Web site), light pink cardstock, scissors, tape, two white laundry baskets, and six beanbags.

#### **What You Do:**

*Before the activity:* Make two copies of “Pig Face” on light pink cardstock. Cut out the pig faces. Tape one face onto the side of each laundry basket.

*During the activity:* Place your two baskets on the floor against a wall with the pig face pictures facing out into the room. Divide the children into two groups and line them up several feet away from the pig baskets. Give the first child in each line three beanbags. The goal is to toss the beanbags into the basket, or feed the pig. Once the three beanbags have been tossed, ask the children to retrieve the bags and give them to the next person in line. Ask the children to throw the beanbags over and underhanded.

*(Option: To make the game even more fun, give the children an action to do before they toss their beanbags, such as spin around two times, jump up and down four times, or touch your toes two times. Count aloud together as the children do their actions.)*

**What You Say:** “The boy in the story had to feed the pigs. He was very sad and missed his home. He had made some bad choices and was afraid his dad would be mad at him. He decided to go home anyway. His dad was SO happy that his son had come back. He still loved his son even though he had made bad choices.

“Jesus told the story to show how much God loves us. Jesus loves us too! **Who loves you?** Always! **[Bottom Line] Jesus loves me!**”



# July Week 2



## ACTIVITY

### THE PRODIGAL SON

#### Prodigal Son Parable Wheel

**What You Need:** Prodigal Son Parable Wheel and Crayons and/or Markers

**What You Do:**

Let the children have fun coloring the “Prodigal Son Parable Wheel.”



**What You Say:**

“The boy in the story had to feed the pigs. He was very sad and missed his home. He had made some bad choices and was afraid his dad would be mad at him. He decided to go home anyway. His dad was SO happy that his son had come back. He still loved his son even though he had made bad choices.

“Jesus told the story to show how much God loves us. Jesus loves us too! **Who loves you?** Always! **[Bottom Line] Jesus loves me!**”

