

The Story Week 31-

Jesus' Return

Overview Card

**Memory Verse:**

And if I go and prepare a place for you,
I will come back and take you to be with me.
- John 14:3

Bottom Line:

Jesus is coming again.
I can live in his kingdom forever.

Songs:

Nobody Loves Me Like You
Life With Jesus
This Little Light of Mine

Coloring Page:

Jesus will return as King.

Resource:

The Story for Little Ones, Chapter 31:
Jesus' Return



The Story Memory Verse -
“And if I go and prepare a place for you,
I will come back and take you to be with
me that you also may be where I am.”
John 14:3

The Story Week 31 -

Jesus' Return

ACTIVITY



God Gave Us Heaven

What You Need:

The book "God Gave Us Heaven," by Lisa T. Bergren

What You Do:

Sit with the children and read the book, "God Gave Us Heaven," by Lisa T. Bergren.

What You Say:

With tender words, her Papa describes a wonderful place, free of sadness and tears, where God warmly welcomes his loved ones after their life on earth is over. Little Cub and Papa spend the day wandering their beautiful, invigorating arctic world while she asks all about God's home: *How do we get to heaven? Will we eat there? Will I get to see you in heaven?* Papa patiently answers all of little cubs questions.



The Story Memory Verse -


"And if I go and prepare a place for you,
I will come back and take you to be with
me that you also may be where I am."

John 14:3

The Story Week 31 -

Jesus' Return

ACTIVITY



Jesus Leaves

What You Need: “Jesus Leaves” (from the Activity Pages on the Web site), white paper, and crayons.

What You Do:

Before the activity: Copy “Jesus Leaves” onto white paper for each child.

During the activity: Give each child a copy of the Activity Page and set out the crayons. Help kids work through the “Jesus Leaves” maze.

What You Say: “Today in our story, Jesus told His friends that He was leaving to make a special place for them. Jesus is making a place for us, too. Isn’t it so wonderful that Jesus loves us so much that He is making a special place for us to be with Him FOREVER? Look at the bottom of this page. Who do you see? *(Pause.)* We see Jesus and His friends, the disciples. At the top of the page, we see Jesus in the place He is making for us. Can you help Jesus find His way through the maze? I am so excited that Jesus is making a special place for us where we can be friends with Him forever. Who is your good friend? Jesus is my good friend!”




The Story Memory Verse -
“And if I go and prepare a place for you,
I will come back and take you to be with
me that you also may be where I am.”

John 14:3

The Story Week 31 -

Jesus' Return

ACTIVITY



Stuck Like Glue

What You Need: A CD of fun preschool music and a CD player.

What You Do: Divide the children into pairs. Show them how to interlock their arms. Tell the children to pretend that they and their partner's arms are glued together. When the music starts, instruct them to dance while stuck together. After a few minutes, stop the music and pick another body part to "glue" together, such as a leg, an elbow, or the head. Start the music again and encourage kids to dance.

What You Say: "We are all so silly! It is so much fun to be silly with our friends. We could not have danced like that all by ourselves. We needed our friends to dance with us. It is very nice to do things with our friends. Today we heard a story about how Jesus liked to do things with His friends, but then something AMAZING happened! Do you remember what it was?"



The Story Memory Verse -
"And if I go and prepare a place for you,
I will come back and take you to be with
me that you also may be where I am."

John 14:3

The Story Week 31 -

Jesus' Return

ACTIVITY



Busy Builders

What You Need: LEGO® building blocks, cardboard bricks, wooden blocks—anything the children can use to build a house. You will also need a timer with an alarm.

What You Do: Tell the children you are going to set your timer. Their job is to build a house with the blocks before your timer goes off. When they hear the buzzer sound (*make your timer buzz so they can hear it*), they must stop building so you can take a look at their houses. The children can build alone or chose to build with friends.

(Note: Give younger children more time to build. Allow the children to play again if they are interested. You can decrease the building time each time you build to make it more challenging.)

What You Say:

At the start of the activity: “Raise you hand if you think you can build a house with these blocks. (*Look around.*) Okay, raise your hand if you think you can build a house with these blocks before my timer buzzes. (*Make the timer buzz.*) Sure you can! When I say, ‘go,’ your job is to build a house with these blocks. You can work by yourself or with a friend. I’ll give you a hint. You can build faster if you work with friends. Are you ready? When I say ‘go,’ you can start building your house. When you hear the timer buzz (*make the timer buzz*), you have to stop building. One, two, three, go!”

At the end of the activity: “You did a great job building houses out of these blocks. Houses are important because we all need somewhere to live, right? Our Bible story today was about how Jesus is making a special place for us to live with Him forever!”




The Story Memory Verse -
“And if I go and prepare a place for you,
I will come back and take you to be with
me that you also may be where I am.”

John 14:3

The Story Week 31 -

Jesus' Return

ACTIVITY



Freeze!

What You Need: A CD player and a CD of fun, dancing music.

What You Do: Tell the children to wiggle and dance when they hear the music. When the music stops, they must freeze in whatever position they are in, no matter how silly. Say the Bible verse together while everyone is frozen. When the music begins playing again, everyone will unfreeze and begin dancing and wiggling. (*Continue playing as long as the children are interested.*)

What You Say:

At the start of the activity: "Who's ready to dance and wiggle with me? Come on! It's going to be fun. The only thing you have to remember is when the music stops, we have to freeze, like this (*freeze like a statue*) and say our Bible verse. 'And if I go and prepare a place for you. I will come back and take you to be with me,' John 14:3. When we hear the music, we can dance and wiggle again. Come on, everyone! It's time to dance and wiggle!"

Each time the music stops: "Freeze! 'An if I go and prepare a place for you. I will come back and take you to be with me, John 14:3.'"



The Story Memory Verse -
"And if I go and prepare a place for you,
I will come back and take you to be with
me that you also may be where I am."

John 14:3

The Story Week 31 -

Jesus' Return

ACTIVITY



Work Together

What You Need: Two large beach towels and two stuffed animals.

What You Do: Divide the children into two groups and give each group a towel. Place the stuffed animals on the opposite side of the room from the children. Tell each group to hold the towel by the ends. Making sure everyone has a piece of the towel, direct kids to lift their towel about 3 feet off the ground. Instruct them to pull it tight. Encourage them to walk the towel over to the stuffed animal as they work together. When they reach the animal, have an adult place the animal on the towel and tell them to rush back to where they started without letting the animal fall. Repeat by placing the animal back to the original spot. Repeat until the children lose interest.

What You Say: "Wow! You all worked together so well! Things go so much smoother when we work together with our friends. Friends are SO important! In our story today, Jesus had to leave His friends. That made them sad, just like you would be if one of your friends had to leave. Jesus is EVERYONE'S friend, and He left to do something very special. He made a place for all His friends in heaven! That is a true friend! Who is your friend? Jesus is my good friend!"




The Story Memory Verse -
"And if I go and prepare a place for you,
I will come back and take you to be with
me that you also may be where I am."

John 14:3

The Story Week 31 -

Jesus' Return

CRAFT



CERTIFICATE OF COMPLETION & MEDALS

What You Need: Award certificates, medals and markers

What You Do:

Give each child an Award Certificate and allow them to color the crown. Have the teacher sign each certificate and date it.

Then give each child a "Medal" to decorate. The children can design their own medal by drawing or coloring on the circle insert. (Some ideas are to have the children write their name and date, or draw a cross or a crown.) Once their picture is completed help the children insert the circle into the "Medal".

What You Say:

Can you believe we have completed all 31 weeks? We have learned so much and had so much fun along the way. I am so proud of each one of you. In honor of your accomplishment, we would like to give you a Certificate of Completion and a Medal for a job well done. On the certificate is a crown for each of you to color and your medal can be decorated anyway you would like. When you look at your certificate and medal, I hope you always remember learning about God's very special story.



The Story Memory Verse -
"And if I go and prepare a place for you,
I will come back and take you to be with
me that you also may be where I am."

John 14:3