

The Story Week 30-

God's Servant

Overview Card

**Memory Verse:**

And if I go and prepare a place for you,
I will come back and take you to be with me.
- John 14:3

Bottom Line:

God helps us and cares for us too!

Songs:

Nobody Loves Me Like You
Life With Jesus
This Little Light of Mine

Coloring Page:

Paul's ship wrecks in a storm.

Resource:

The Story for Little Ones, Chapter 30:
God's Servant



The Story Memory Verse -
"And if I go and prepare a place for you,
I will come back and take you to be with
me that you also may be where I am."
John 14:3

The Story Week 30 -

God's Servant

ACTIVITY



If Jesus Walked Beside Me

What You Need:

The book "If Jesus Walked Beside Me," by Jill Roman Lord

What You Do:

Sit with the children and read the book, "If Jesus Walked Beside Me," by Jill Roman Lord.

What You Say:

This book shows us that there is nothing to fear because Jesus is always close at hand. Jesus helps us and cares for us too! Just like in our Bible story today, Paul was not afraid of the storm. Paul told his friends that God would keep them safe. He told them that an angel told him that everyone would be ok. Just as God promised, everyone was safe and thanked God for saving them. God helps us and cares for us too!




The Story Memory Verse -
"And if I go and prepare a place for you,
I will come back and take you to be with
me that you also may be where I am."

John 14:3

The Story Week 30 -

God's Servant

ACTIVITY



Sounds Like Rain

What You Need: No supplies are needed.

What You Do: Sit with the children in a circle and lead them in doing the actions listed below to make the sounds of a thunder-storm.

Rub your hands together to represent wind.

Make a clicking noise with your tongue to sound like gentle raindrops.

Clap your hands together for heavy raindrops.

Slap your hands on your legs to be lightening.

Stomp your feet for thunder.

Slap your hands on your legs and stomp your feet to make it sound like a really bad storm.

Stomp your feet for thunder.

Slap your hands on your legs to be lightening.

Clap your hands together for heavy raindrops.

Make a clicking noise with your tongue to sound like gentle raindrops.

Rub your hands together to represent wind.

Sit still and quiet, as the storm has stopped.

What You Say:

At the start of the activity: "Raise your hand if you have ever seen it rain. Have you ever heard it thunder? Me too! Sometimes when it rains, it sounds real soft and makes me want to go to sleep. Then other times when it rains, it gets really loud and sounds scary! Boom! Boom! Boom! Today we're going to make our own little thunderstorm using our hands. Just do what I do and listen to the rain."

At the end of the activity: "You did a great job! Did you hear it when we made the soft plop of the rain? (*Click your tongue.*) What about the boom of the thunder and lightening? (*Slap your hands on your legs and stomp your feet.*) That's what happens in our Bible story today. The rain was blowing hard! The thunder and lightening were crashing and booming! And then something happened. Do you remember what happened?"




The Story Memory Verse -
"And if I go and prepare a place for you,
I will come back and take you to be with
me that you also may be where I am."

John 14:3

The Story Week 30 -

God's Servant

ACTIVITY



Caught in the Storm

What You Need: Large plastic tubs, towels, plastic boats, several straws, soap and water. (*Note: Do not leave children unattended around the water*)

What You Do: Divide the children into four groups. Lay a towel on the floor for each group. Then place a tub of water with a few drops of liquid soap on each group's towel. Place a toy boat in each group's tub. Allow the children to simply play with the boat in the calm water for a few minutes. Have an adult walk around with a straw and place it in the water and blow in each tub to create a storm effect. Encourage the children to play with boat during the "storm."

What You Say: "That was so much fun! It was so much harder to play with the boat when the straw was making the water move. That is what it must have been like during the storm in today's story. I know Paul's friends were very scared. Paul came to them and told them that God would keep them safe. He told them that an angel told him that everyone would be ok. Just as God promised, everyone was safe and thanked God for saving them. God helps us and cares for us too!"



The Story Memory Verse -
"And if I go and prepare a place for you,
I will come back and take you to be with
me that you also may be where I am."

John 14:3

The Story Week 30 -

God's Servant

ACTIVITY



PASS THE HEART

What You Need:

Heart shaped item (pillow, toy, or sturdy paper cut-out)

What You Do:

Have the children sit in a circle. Give the heart to a child. Lead the children in saying the first word of the memory verse: "And." The child then passes the heart to the next child. Lead the children in saying the next word in the verse: "If." Continue passing the heart with each word until the children have repeated the entire verse. Play again. Each time you play, try to pass the heart and say the verse faster.

What You Say:

In our story today, we learned how God kept Paul and his friends safe from the storm. God kept Paul safe because He loved him. God loves you too! God will always love you. His love for us is never ending. That reminds me of our Bible Memory Verse. Let's say it together:

"And if I go and prepare a place for you, I will come back and take you to be with me."

We are going to play a fun game that will help us remember our Bible verse so we can always remember that Jesus loves us so much and wants us to ALWAYS be with Him.




The Story Memory Verse -
"And if I go and prepare a place for you,
I will come back and take you to be with
me that you also may be where I am."

John 14:3

The Story Week 30 -

God's Servant

ACTIVITY



Ride the Wave

What You Need: A blue bed sheet or parachute and a foam ball.

What You Do: Spread the sheet out on the floor. Gather the kids to stand in a circle with you around the sheet. Ask everyone to grab the edge of the bed sheet and step back until there is just a little slack in the sheet. Show the children how to make waves with the sheet by quickly moving it up and down. Next, place a foam ball on the sheet. See how long you can keep the ball on the sheet while making waves.

What You Say:

During the activity: "Who's ready to make some waves with this big, blue sheet? Me too! I wonder if this ball can ride the waves? There's only one way to find out! There were big stormy waves in our Bible story today. They really rocked Paul's boat but God told Paul that everyone would be ok. God helped Paul. God helps us and cares for us too!"



The Story Memory Verse -
"And if I go and prepare a place for you,
I will come back and take you to be with
me that you also may be where I am."

John 14:3

The Story Week 30 -

God's Servant

CRAFT



Paul Trusts God Sign Craft Kit

What You Need: Sticker Scene

What You Do: Have the children create a sign to help them remember how Paul survived the stormy sea and placed his trust in God.



The Story Memory Verse -
"And if I go and prepare a place for you,
I will come back and take you to be with
me that you also may be where I am."

John 14:3

**The Story
Week 30 -**

**God's
Servant**

CRAFT



Dot Marker Ship Scene

What You Need: Dot Marker
Ship Scene & Dot Markers.

What You Do: Let the children
create their very own colorful
ship using dot markers.



The Story Memory Verse -
“And if I go and prepare a place for you,
I will come back and take you to be with
me that you also may be where I am.”

John 14:3