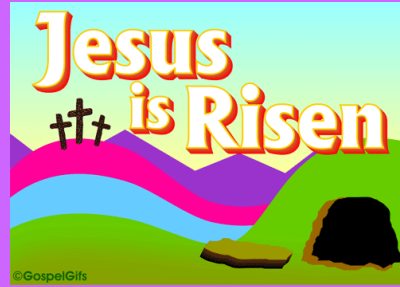


The Story Week 27 - Jesus Has Risen

Overview Card



Memory Verse:

For God so loved the world that He gave His one and only son. - John 3:16

Bottom Line:

God raised Jesus from the dead.
God gives me new life, too.

Coloring Page:

Jesus rises from the dead.

Songs:

Give Your Heart to Jesus
If You're Happy
My Best Friend

Resource:

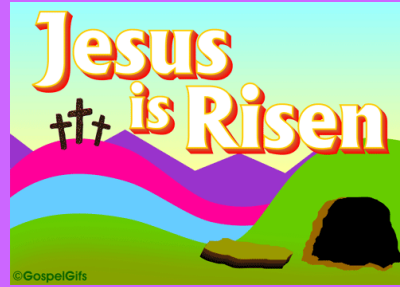
The Story for Little Ones, Chapter 27:
Jesus is Risen



The Story Memory Verse -
“For God so loved the world that He gave His one and only Son, that whoever believes in Him shall not perish but have eternal life.” John 3:16

The Story Week 27 - Jesus Has Risen

ACTIVITY



Story Time - the book, "The Parable of the Lily" by Liz Curtis Higgs

What You Need: the book, "The Parable of the Lily" by Liz Curtis Higgs

What You Do: Gather the children together onto the carpet and read the book, "The Parable of the Lily" by Liz Curtis Higgs.

What to Say:

Maggie, the farmer's youngest daughter, loves getting gifts, especially mysterious ones. One wintry day, she receives a package in the mail. She excitedly opens the package to find a bulb buried in a crate of dirt. This was not what Maggie expected. She had hoped for a doll or a game, not a bulb that would one day become a plant. When spring comes, she finds the bulb in the cellar and tosses the lifeless thing into the garden, never to think of it again. . . . Until she walks outside on Easter morning and finds the most beautiful lily she has ever seen. Through the unique gift of a bulb, Maggie discovers the power of grace and forgiveness and the true meaning of Easter.

Talk to the Children about Forgiveness

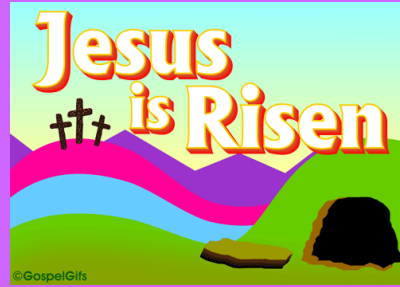
At the end of the story Maggie asks her father for forgiveness. Why does she do this? Can you recall a time you've had to ask for forgiveness? What about our heavenly Father...when should we go to Him and say we are sorry? Maggie's father says that forgiveness is what Easter is all about...discuss this with your students.



The Story Memory Verse -
"For God so loved the world that He
gave His one and only Son, that whoever
believes in Him shall not perish but have
eternal life." John 3:16

The Story Week 27 - Jesus Has Risen

ACTIVITY



Resurrection Eggs

What You Need: Resurrection Eggs and Explanation Booklet

What You Do: Gather the children together and use the eggs to help you tell the story of Easter.

What You Say:

Use the simple wording contained inside the Explanation Booklet as a guide while children open eggs one at a time.

Bible Time: Some older children might be interested in hearing the words from the Bible about some of the items in the eggs. These verses will help you share the scripture references:

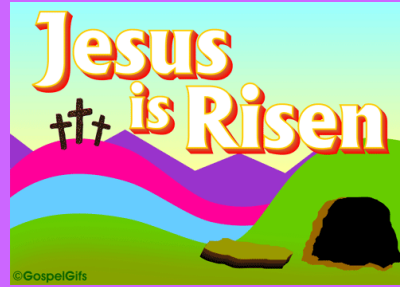
- Bread — Matthew 26:26a: “While they were eating, Jesus took bread, gave thanks and broke it, and gave it to his disciples.”
- Coins — Matthew 26: 14-15: “Then one of the Twelve – the one called Judas Iscariot – went to the chief priests and asked, ‘What are you willing to give me if I hand him over to you?’ So they counted out for him thirty silver coins.”
- Thorns — Matthew 27:28-29: “They stripped him and put a scarlet robe on him, and then twisted together a crown of thorns and set it on his head. They put a staff in his right hand and knelt in front of him and mocked him. ‘Hail, king of the Jews!’ they said.”
- Cross — John 19: 17-18a: “Carrying his own cross, he went out to the place of the Skull (which in Aramaic is called Golgotha). Here they crucified him”
- Rock — Matthew 27:59-60: “Joseph took the body, wrapped it in a clean linen cloth, and placed it in his own new tomb that he had cut out of the rock. He rolled a big stone in front of the entrance to the tomb and went away.”
- Empty — Matthew 28:6: “He is not here; he has risen, just as he said.”



The Story Memory Verse -
“For God so loved the world that He gave His one and only Son, that whoever believes in Him shall not perish but have eternal life.” John 3:16

The Story Week 27 - Jesus Has Risen

ACTIVITY



He Lives - Sticker Scene

What You Need: “He Lives” sticker scene and cardstock.

What You Do:

Fold the cardstock in half to make a card. Have the children decorate the card with the Easter stickers and crayons.

What to Say:

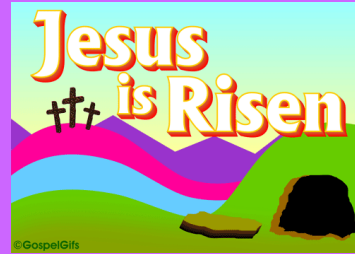
Today we are going to make a Easter card for you to give to someone special. You can give your card to anyone you would like. The front of this card will remind you to tell your special someone that Jesus is alive and is the Savior of the world. This is going to be so much fun!!



The Story Memory Verse -
“For God so loved the world that He
gave His one and only Son, that whoever
believes in Him shall not perish but have
eternal life.” John 3:16

The Story Week 27 - Jesus Has Risen

GAME - CLUBHOUSE



Pin the Tail on the Bunny:

What You Need:

Bunny, tails, masking tape and blindfolds

What You Do:

Hang the bunny on the wall. Blindfold the first player. Spin the blindfolded player in circles for a few seconds and then allow the player to try and place the tail on the bunny. The player who places the tail closest to the correct place, wins!



Bunny Hot Potato :

What You Need: Bunny, CD player, and music

What You Do: Use the stuffed bunny to play a fun game of hot potato.

Bunny Hop

What You Need: One sack for each team.

What You Do:

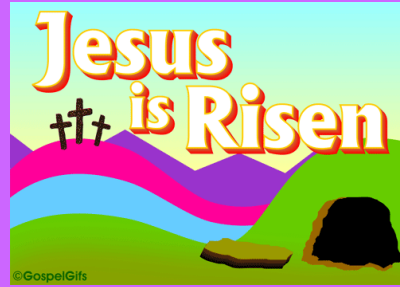
Start with 6 to 8 people per team (or an even number); place 3 or 4 people on each side of the classroom. Start the race on one end and have each person tag the next in the other line. Continue until each team finishes. The first team to the finish line wins.



The Story Memory Verse -
“For God so loved the world that He
gave His one and only Son, that whoever
believes in Him shall not perish but have
eternal life.” John 3:16

The Story Week 27 - Jesus Has Risen

CRAFT



He Lives Crosses

What You Need:
He Lives Cross Craft Kit

What You Do:
Help the children make their “He Lives” cross.



The Story Memory Verse -
“For God so loved the world that He
gave His one and only Son, that whoever
believes in Him shall not perish but have
eternal life.” John 3:16