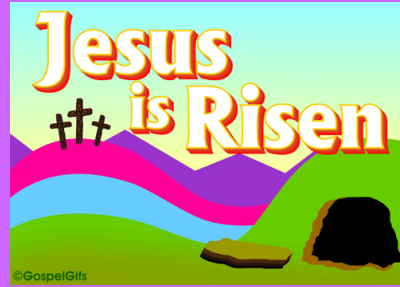


# The Story Week 27 - Jesus Has Risen

## Overview Card



### Memory Verse:

For God so loved the world that He gave His one and only son. - John 3:16

### Bottom Line:

God raised Jesus from the dead.  
God gives me new life, too.

### Coloring Page:

Jesus rises from the dead.

### Songs:

Give Your Heart to Jesus  
If You're Happy  
My Best Friend

### Resource:

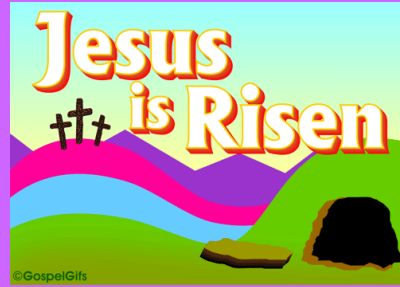
The Story for Little Ones, Chapter 27:  
Jesus is Risen



The Story Memory Verse -  
“For God so loved the world that He gave His one and only Son, that whoever believes in Him shall not perish but have eternal life.” John 3:16

# The Story Week 27 - Jesus Has Risen

## ACTIVITY



**Story Time** - the book, “What is Easter” by Michelle Medlock Adams

**What You Need:** the book, “What is Easter” by Michelle Medlock Adams

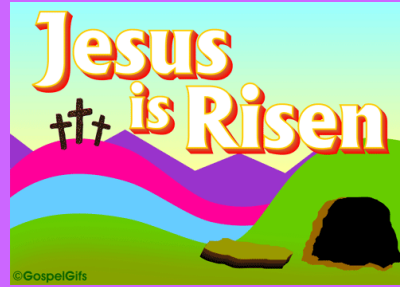
**What You Do:** Gather the children together onto the carpet and read the book, “What is Easter” by Michelle Medlock Adams.



The Story Memory Verse -  
“For God so loved the world that He  
gave His one and only Son, that whoever  
believes in Him shall not perish but have  
eternal life.” John 3:16

# The Story Week 27 - Jesus Has Risen

## ACTIVITY



### Resurrection Eggs

**What You Need:** Resurrection Eggs and Explanation Booklet

**What You Do:** Gather the children together and use the eggs to help you tell the story of Easter.

**What You Say:**

Use the simple wording contained inside the Explanation Booklet as a guide while children open eggs one at a time.

**Bible Time:** Some older children might be interested in hearing the words from the Bible about some of the items in the eggs. These verses will help you share the scripture references:

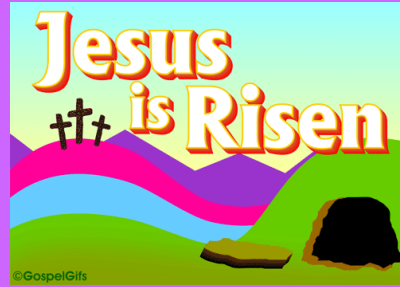
- Bread — Matthew 26:26a: “While they were eating, Jesus took bread, gave thanks and broke it, and gave it to his disciples.”
- Coins — Matthew 26: 14-15: “Then one of the Twelve – the one called Judas Iscariot – went to the chief priests and asked, ‘What are you willing to give me if I hand him over to you?’ So they counted out for him thirty silver coins.”
- Thorns — Matthew 27:28-29: “They stripped him and put a scarlet robe on him, and then twisted together a crown of thorns and set it on his head. They put a staff in his right hand and knelt in front of him and mocked him. ‘Hail, king of the Jews!’ they said.”
- Cross — John 19: 17-18a: “Carrying his own cross, he went out to the place of the Skull (which in Aramaic is called Golgotha). Here they crucified him ....”
- Rock — Matthew 27:59-60: “Joseph took the body, wrapped it in a clean linen cloth, and placed it in his own new tomb that he had cut out of the rock. He rolled a big stone in front of the entrance to the tomb and went away.”
- Empty — Matthew 28:6: “He is not here; he has risen, just as he said.”



**The Story Memory Verse -**  
“For God so loved the world that He  
gave His one and only Son, that whoever  
believes in Him shall not perish but have  
eternal life.” John 3:16

# The Story Week 27 - Jesus Has Risen

## ACTIVITY



### He Lives - Sticker Scene

**What You Need:** “He Lives” sticker scene and cardstock.

#### What You Do:

Fold the cardstock in half to make a card. Have the children decorate the card with the Easter stickers and crayons.

#### What to Say:

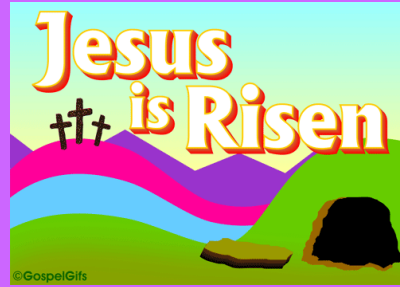
Today we are going to make a Easter card for you to give to someone special. You can give your card to anyone you would like. The front of this card will remind you to tell your special someone that Jesus is alive and is the Savior of the world. This is going to be so much fun!!



The Story Memory Verse -  
“For God so loved the world that He  
gave His one and only Son, that whoever  
believes in Him shall not perish but have  
eternal life.” John 3:16

# The Story Week 27 - Jesus Has Risen

## GAMES - 3's & 4's



### Pin the Tail on the Bunny:

#### **What You Need:**

Bunny, tails, masking tape and blindfolds

#### **What You Do:**

Hang the bunny on the wall. Blindfold the first player. Spin the blindfolded player in circles for a few seconds and then allow the player to try and place the tail on the bunny. The player who places the tail closest to the correct place, wins!



### Bunny Hot Potato :

**What You Need:** Bunny, CD player, and music

**What You Do:** Use the stuffed bunny to play a fun game of hot potato.

### Easter Egg Hunt Game:

**What You Need:** Empty Easter Eggs in four colors, four small baskets, a CD player and Music.

#### **What You Do:**

*Before the activity:* Scatter the colored eggs all over the room.

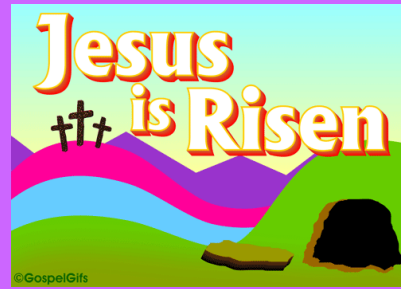
*During the activity:* Divide the children into three groups. Assign each group one of the colors of eggs. Give each group a basket. Start the music. Instruct the children to start putting their color of eggs in their basket when the music starts and to freeze when the music stops. Start the music. Play and stop the music periodically to have the children "freeze". Play until all the eggs are picked up. Repeat as long as children are interested.



**The Story Memory Verse -**  
"For God so loved the world that He gave His one and only Son, that whoever believes in Him shall not perish but have eternal life." John 3:16

# The Story Week 27 - Jesus Has Risen

## CRAFT



## He Lives Crosses

**What You Need:**  
He Lives Cross Craft Kit

**What You Do:**  
Help the children make their “He Lives” cross.



The Story Memory Verse -  
“For God so loved the world that He  
gave His one and only Son, that whoever  
believes in Him shall not perish but have  
eternal life.” John 3:16