

The Story Week 25 -

Jesus and the Little Children

Overview Card

**Memory Verse:**

For God so loved the world that He
gave His one and only son. - John 3:16

Bible Point:

Jesus loves Me

Coloring Page:

Jesus loves the children.

Songs:

Jesus is My Best Friend
Give Your Heart to Jesus
This Little Light of Mine

Resource:

The Story for Little Ones, Chapter 25:
Jesus and the Little Children



The Story Memory Verse -
“For God so loved the world that He
gave His one and only Son, that whoever
believes in Him shall not perish but
have eternal life.” John 3:16

The Story Week 25 -

Jesus and the Little Children

ACTIVITY



Story Time - "How do I Love You?" by P.K. Hallinan

What You Need: The book, "How do I Love You?" by P.K. Hallinan

What You Do:

Gather the children together onto the carpet and read the book, "How do I Love You?" by P.K. Hallinan

What to Say:

In our story today, we learned about little children just like you! It was a normal day for the children in the village. They would have been spending time with their friends and family. When they saw Jesus coming! The children and their parents started making their way to Jesus. Suddenly, some of the men around Jesus started to turn people away. "Go away, Jesus is too busy to see children. Go Away!" Jesus looked at those men and said, "Let the little children come to me and DO NOT stop them! Then all the children made their way up to Jesus. He wrapped His arms around them and prayed for them. It was a very exciting day for the children. They were able to see how much Jesus loved them. They got to see that Jesus wanted to spend time with them. Jesus loves you too!! We are going to read a story right now that talks about all the different times that you are loved by Jesus. Are you ready to listen? Let's begin...




The Story Memory Verse -
"For God so loved the world that He
gave His one and only Son, that whoever
believes in Him shall not perish but
have eternal life." John 3:16

The Story Week 25 -

Jesus and the Little Children

ACTIVITY



Catch!

What You Need: A beanbag.

What You Do: Invite the children to stand or sit in a circle with you. Play a game of beanbag toss. Begin the game by holding the beanbag and saying, "Jesus loves (*child's name*). " Then toss the beanbag to the friend whose name you called out.

What You Say:

During the activity: "Jesus loves (*name of child*)!"

At the end of the activity: "Jesus loves (*child's name*), and Jesus loves (*another child's name*), and Jesus loves (*go around the circle saying each child's name in this sentence*). Jesus loves all of you!"




The Story Memory Verse -
"For God so loved the world that He
gave His one and only Son, that whoever
believes in Him shall not perish but
have eternal life." John 3:16

The Story Week 25 -

Jesus and the Little Children

ACTIVITY



Red Light/Green Light

What You Need: Red Light and Green Light

What You Do:

Play a form of “Red Light / Green Light” to help the children understand the story. Show the children the green light and the red light. Explain to the children that they will tiptoe forward when they see the green light and tiptoe backwards when they see the red light. Share that the children were going to Jesus and hold up the green light. When Jesus’ friends told them to go away (Red Light). Jesus saw this and asked them to come (Green Light). Play several times or take turns in letting the children hold up the signs.

What to Say:

In our story today, we learned about little children just like you! It was a normal day for the children in the village. They would have been spending time with their friends and family. When they saw Jesus coming! The children and their parents started making their way to Jesus. Suddenly, some of the men around Jesus started to turn people away. “Go away, Jesus is too busy to see children. Go Away!” Jesus looked at those men and said, “Let the little children come to me and DO NOT stop them! Then all the children made their way up to Jesus. He wrapped His arms around them and prayed for them. It was a very exciting day for the children. They were able to see how much Jesus loved them. They got to see that Jesus wanted to spend time with them. Jesus loves you too!! We are going to play a game right now and pretend that we are those little children. Are you ready?

1. Share that the children were going to Jesus (Green Light).
2. When Jesus’ friends told them to go away (Red Light).
3. Jesus saw this and asked them to come (Green Light).



The Story Memory Verse -
“For God so loved the world that He
gave His one and only Son, that whoever
believes in Him shall not perish but
have eternal life.” John 3:16

The Story Week 25 -

Jesus and the Little Children

ACTIVITY



Chair for a Crown

What You Need: Crown, CD Player and Song, "Jesus Loves Me"

What You Do: Have the children play musical chairs for a chance to discover how Jesus Loves them. Have the children march around the chairs as you sing the song, "Jesus Loves Me". Give the one who does not find a chair a crown to wear and take a few moments to tell the other children how much Jesus loves them. This is for building up their self-esteem, in that they are not losers because they did not get a chair but are special because Jesus Loves them.




The Story Memory Verse -
"For God so loved the world that He gave His one and only Son, that whoever believes in Him shall not perish but have eternal life." John 3:16

The Story Week 25 -

Jesus and the Little Children

ACTIVITY



Jesus Loves Me

What You Need: No supplies needed.

What You Do: Lead the kids in singing “Jesus Loves Me” and doing the motions.

What You Say:

Singing: “Jesus (point to the sky) loves me (hug yourself) this I know (point to your brain),

For the Bible tells me so. (open your hands like a book)

Little ones (pretend to cradle a baby) to Him belong (point to the sky);

They are weak, but He (point to the sky) is strong (flex your arm muscles).

“Yes (thumbs up), Jesus (point to the sky) loves me (hug yourself).

Yes (thumbs up), Jesus (point to the sky) loves me (hug yourself).

Yes (thumbs up), Jesus (point to the sky) loves me (hug yourself).

The Bible tells me so.” (open your hands like a book)

At the end of the activity: “Yes, Jesus does love us sooo much! He also wants us to love each other just like He loves us!”



The Story Memory Verse -

“For God so loved the world that He gave His one and only Son, that whoever believes in Him shall not perish but have eternal life.” John 3:16

The Story Week 25 -

Jesus and the Little Children

CRAFT



Jesus Loves Me Mini Book

What You Need: "Mini Book" picture pages, white cardstock, stapler, crayons, and markers.

What You Do:

Before the activity: Copy "Mini Book" onto white cardstock for each child.

During the activity: Each child will make a little mini book filled with the words to the song, "Jesus Loves Me". Give each child a copy of mini book. Instruct them to cut out the cards by following the dashed lines. As the children finish cutting out their cards, walk around and staple the booklet together. Talk about each page as the children color the pictures to the words of the song.

What You Say:

One day some parents brought their children to Jesus so he could touch them and bless them, but the disciples told them not to bother him. But when Jesus saw what was happening, he was very displeased with his disciples. He said to them, "Let the children come to me. Don't stop them! For the Kingdom of God belongs to such as these. I assure you, anyone who doesn't have their kind of faith will never get into the Kingdom of God." Then he took the children into his arms and placed his hands on their heads and blessed them. Jesus loves children. Jesus loves me, too!!



The Story Memory Verse -
"For God so loved the world that He
gave His one and only Son, that whoever
believes in Him shall not perish but
have eternal life." John 3:16

The Story Week 25 -

Jesus and the Little Children

CRAFT



I Love Jesus Cross Craft Kit

What You Need: I Love Jesus Cross Craft Kit



What You Do:

Help the children make their "I Love Jesus " cross.

What to Say:

One day some parents brought their children to Jesus so he could touch them and bless them, but the disciples told them not to bother him. But when Jesus saw what was happening, he was very displeased with his disciples. He said to them, "Let the children come to me. Don't stop them! For the Kingdom of God belongs to such as these. I assure you, anyone who doesn't have their kind of faith will never get into the Kingdom of God." Then he took the children into his arms and placed his hands on their heads and blessed them. Jesus loves children. Jesus loves me, too!!



The Story Memory Verse -
"For God so loved the world that He
gave His one and only Son, that whoever
believes in Him shall not perish but have
eternal life." John 3:16