

# The Story Week 24 -

## Jesus the Teacher

# Overview Card

**Memory Verse:**

For God so loved the world that He gave His one and only son. - John 3:16

**Bible Point:**

Jesus loves everyone.  
I can show love by helping my friends.

**Coloring Page:**

Jesus tells about a good Samaritan

**Resource:**

The Story for Little Ones, Chapter 24:  
No Ordinary Man



The Story Memory Verse -  
“For God so loved the world that He gave His one and only Son, that whoever believes in Him shall not perish but have eternal life.” John 3:16

# The Story Week 24 -

## Jesus the Teacher

# ACTIVITY



**Story Time - “Heartprints?” by P.K. Hallinan**

**What You Need:** The book, “Heartprints” by P.K. Hallinan

### **What You Do:**

Gather the children together onto the carpet and read the book, “Heartprints?” by P.K. Hallinan

### **What to Say:**

In our story today, the nice man showed the hurt man that he loved him by helping him. Jesus wants us to love everyone, just like He loves us! **Who does Jesus love?** You got it! **Jesus loves everyone!** We are going to read a story right now that talks about all the different ways we can help others and leave heartprints along the way. Are you ready to listen? Let’s begin...




The Story Memory Verse -  
“For God so loved the world that He gave His one and only Son, that whoever believes in Him shall not perish but have eternal life.” John 3:16

# The Story Week 24 -

## Jesus the Teacher

# ACTIVITY



### Bounce It to Me!

**What You Need:** A medium-size bouncy ball, like a kickball.

**What You Do:** Stand in a circle with the children. Say the Bible verse a few times together for review. Call a child's name and bounce the ball to that person. Once he catches the ball, he must say the verse aloud. If he wants, he can choose a friend to help him. After he says the verse, he will choose another person to bounce the ball to. Continue bouncing the ball to one another, saying the Bible verse each time someone catches the ball.

### What You Say:

*At the start of the activity:* "Okay, you better be ready! When I call your name, I'm going to bounce this ball to you for you to catch! After you catch the ball, I want you to say our Bible verse. Are you ready? *(Pause.)* Here we go!"

*During the activity:* "For God so loved the world that He gave His one and only son. John 3:16"

*At the end of the activity:* "Wow! You are great catchers and bouncers! Do you know what's even better than catching and bouncing? You're great at learning Bible verses too! Our verse says that God loved us SO MUCH that he sent his One and Only Son. We are supposed to love other people the same way Jesus love us. That means we're supposed to love everyone, because we all know that **Jesus loves everyone. Who does Jesus love? Jesus loves everyone! I can show love by helping my friends**"




The Story Memory Verse -  
"For God so loved the world that He  
gave His one and only Son, that whoever  
believes in Him shall not perish but  
have eternal life." John 3:16

# The Story Week 24 -

## Jesus the Teacher

# ACTIVITY



### Toilet Paper Band-Aids®

**What You Need:** Several rolls of toilet tissue.

**What You Do:** Separate the children into several small groups. Give each group one roll of toilet tissue. Have the children band-age each other with the paper. Let the children have fun with this activity. Intervene only when necessary.

**What You Say:** *(Laughing)* “You all look silly. That was a lot of fun. You were pretending to put bandages on each other. Do your mommies and daddies put bandages on you when you are hurt? *(Pause.)* I thought so. They do that because they love you and want you to feel better. That is why the man in our story to-day stopped and helped the man who was hurt. He loved him and wanted to make him feel better. That is what Jesus wants all of us to do. He wants us to love everyone just like He does! **Who does Jesus love?** *(Pause.)* Absolutely! **Jesus loves every-one!**”




The Story Memory Verse -  
“For God so loved the world that He gave His one and only Son, that whoever believes in Him shall not perish but have eternal life.” John 3:16

# The Story Week 24 -

## Jesus the Teacher

# ACTIVITY



### Out of Place

**What You Need:** “Picture Page” from the Activity Pages, white cardstock, crayons, and markers.

#### What You Do:

*Before the activity:* Copy “Picture Page” onto white cardstock for each child.

*During the activity:* Give each child a marker and a copy of “Picture Page.” Ask them to look very closely at their pictures. Tell them that there are 10 things that do not belong in the picture. Can they find them? Instruct them to draw a circle around the pictures that do not belong and then color the rest of the picture.

#### What You Say:

*At the start of the activity:* “This is a picture about the Bible story we heard today. See? Here’s the hurt man, and this is the man that stopped to help him. The other people who passed by the hurt man didn’t stop, did they? They didn’t love everyone the way **Jesus loves everyone. Who does Jesus love? Jesus loves everyone.** That’s right! We know these two men belong in this picture, but there are 10 other things that do NOT belong here. Do you think you can find the 10 things that do NOT belong in this picture and circle them? Sure you can!”

*As the children work:* Encourage the children one on one, asking them, “**Who does Jesus love? [Bottom Line] Jesus loves everyone. I can show love by helping my friends**”




The Story Memory Verse -  
“For God so loved the world that He gave His one and only Son, that whoever believes in Him shall not perish but have eternal life.” John 3:16

# The Story Week 24 -

## Jesus the Teacher

# ACTIVITY



### How Can I Help Others?

**What You Need:** A medium size bouncy ball, like a kickball.

**What You Do:** Sit on the floor and direct children to sit in a circle around you. Roll the ball to a child and ask him how he can show someone he loves them. When the child answers, ask him to roll the ball back to you. Continue until all the children have had a turn.

#### **What You Say:**

*During the activity:* “Everyone, close your eyes. Now I want you to think in your head with out saying anything with your mouth. Think of something you can do to show someone you love them. Shh! Remember, keep it in your head. Now you can open your eyes. When I roll the ball to you, you can use your mouth to tell me what you are thinking. Are you ready? *(Pause.)* Okay, here we go!”

*At the end of the activity:* “Everyone had awesome ways to show someone that you love them. Great job! In our story today, the nice man showed the hurt man that he loved him by helping him. Jesus wants us to love everyone, just like He loves us! **Who does Jesus love?** You got it! **Jesus loves everyone!**”



The Story Memory Verse -  
“For God so loved the world that He gave His one and only Son, that whoever believes in Him shall not perish but have eternal life.” John 3:16

# The Story Week 24 -

## Jesus the Teacher

# CRAFT



## I Can Be a Good Samaritan

**What You Need:** Paper Doll for each child, Labels stating, "I can help my friends," three band aids for each child and markers and/or coloring crayons.

### What You Do:

Give each child one paper doll, three band aids, and one label. Tell the children to color their doll first, then to add their label to remember to be a good friend and finally have the children place the band aids onto their friend.

### What You Say:

*During the activity:* "**Jesus loves everyone**, and He wants us to love everyone too! One of the ways we can love other people is by taking care of them, like the man did in our Bible story today. Remember how he bandaged up the hurt man's boo-boos? Well, today we're going to decorate our paper dolls and add band aids to help remember that we can show love and take care of someone if we need to."



The Story Memory Verse -  
"For God so loved the world that He gave His one and only Son, that whoever believes in Him shall not perish but have eternal life." John 3:16