

The Story Week 21 -

Set Apart to
Honor God

Overview Card



Weekly Bible Verse:

Don't be afraid of your enemies. Remember the Lord. He is great and powerful.
- Nehemiah 4:14

Bible Point:

God is on my side.

Coloring Page:

Nehemiah helps the people rebuild the wall.

Resource:

The Story for Little Ones, Chapter 21:
Set Apart to Honor God



The Story Memory Verse - February
"Don't be afraid of your enemies.
Remember the Lord. He is great and
powerful." Nehemiah 4:14

The Story Week 21 -

Set Apart to
Honor God

ACTIVITY



Story Time - Rainbow Fish to the Rescue!

What You Need: The book, "Rainbow Fish to the Rescue"

What You Do: Gather the children together onto the carpet and read the book, "Rainbow Fish to the Rescue!"

What You Say:

"In this story, the Rainbow Fish learns the importance of doing what you believe in. Rainbow Fish and his friends had been playing flash tag and had excluded another fish just because the little striped fish did not have a flashy scale like the others. Rainbow Fish realized that this wasn't right but was too afraid to stand up against his friends for fear of losing their friendship. But when the new fish is chased by a shark, Rainbow Fish convinces the group to work together to save the little fish. This reminds us of the story we heard today about Nehemiah. Nehemiah had a big job to do. In fact, it was too big for him alone! So Nehemiah talked to God's people about fixing the wall. After listening to Nehemiah, everyone helped fix the wall just like how after Rainbow fish talked to his friends, they all worked together to save the little fish. Nehemiah knew that God was on his side and this helped him do what was right. God is on your side too! Who's side is God on? God is on your side!"




The Story Memory Verse - February
"Don't be afraid of your enemies.
Remember the Lord. He is great and
powerful." Nehemiah 4:14

The Story Week 21 -

Set Apart to
Honor God

ACTIVITY



Sound the Trumpet

What You Need: Paper Horn for each child

What You Do:

Let's pretend we're God's people trying to do his work. We're all in separate spots. When I give you this trumpet, blow it and we'll all come to you. Ask the child with the trumpet to name something that is hard to do. Then ask the volunteers to pray for that child. If children need help thinking of things that are hard to do, suggest such things as playing with a younger brother or sister, not fighting, cleaning their rooms, or listening to their moms and dads. Have the children scatter, give another trumpet to another child, and repeat the game until everyone has had a chance to be prayed for.

What You Say:

"The wall Nehemiah and the people worked on was so big and long that the people couldn't see each other while they worked. Since they couldn't see each other, they couldn't know if anyone was having a problem or needed help. So Nehemiah told the people to listen for a trumpet. Whenever they heard a trumpet, everyone was to gather together where the trumpet was.

Do you ever have a hard time obeying? Do you ever have a hard time sharing? We all have a hard time doing the right things sometimes. But God helps us work for him. Think about something that is hard for you to do. (Name of the child with the trumpet) will tell us something first. Then we all will pray for him or her and ask God to help (him or her) work for him. Then we'll play the game again until each of you gets a turn to blow the trumpet.




The Story Memory Verse - February
"Don't be afraid of your enemies.
Remember the Lord. He is great and
powerful." Nehemiah 4:14

The Story Week 21 -

Set Apart to
Honor God

ACTIVITY



Build the Wall Relay

What You Need: An even number of large paper blocks, post it notes in yellow and blue and masking tape.

What You Do:

Before the activity, divide the blocks in half and place yellow post it notes and blue post it notes on an equal number of blocks. Then place all of the blocks in ONE big pile in the middle of the room. Tape two strips of masking tape to the floor to create a starting line.

During the activity, divide the children into two teams (Yellow and Blue) and have the children line up behind the starting line. Once you say go, have the first children run to the center of the room and find their team's block. The "Blue" team can only use blocks with blue post it notes on them and the "Yellow" team can only use blocks with yellow post it notes attached to them. Once the child has found a block with his/her team's color, he must then run back with the block to the starting line. Then and only then can the next player run to get the next block and so on and so on...Once each team has found all of their blocks, they must use them all to build a wall. The first team to complete the wall wins.

What You Say:

"Let's pretend we are God's people trying to do his work. We are going to play a fun game and build our own wall. Each team will have to build their very own wall just like the one Nehemiah and God's people built in our story today. When I say go, you will run down and find one block with your team's color on it from that BIG pile of blocks. You will then bring it back to your team and wait until all of your team's blocks have been found. Only one player can run to the center of the room to get a block at a time. Let's go!!!

In our story today, we learned Nehemiah had a big job to do. In fact, it was too big for him! So Nehemiah got on his knees. He asked God to help him. This was Nehemiah's job: to fix the crumbled-down wall all around the city of Jerusalem! Nehemiah talked to God's people about fixing the wall. The wall was important. It would keep enemies out. It would keep the people safe inside. Everyone wanted to help! Everyone worked, even the children like you. Soon after the wall was finished—much sooner than anyone expected! Everyone wanted to praise God. Nehemiah had a hard job to do, but God helped him. God was on Nehemiah's side. He is on your side too!



The Story Memory Verse - February
"Don't be afraid of your enemies.
Remember the Lord. He is great and
powerful." Nehemiah 4:14

The Story Week 21 -

Set Apart to
Honor God

ACTIVITY



Thumbs Up or Thumbs Down?

What You Need: No supplies necessary

What You Do:

The teacher will retell the Bible story and memory verse, pausing after each phrase to say, "Thumbs up or thumbs down."

What You Say:

Nehemiah asked the king, "May I go to the movies?" Thumbs up or **Thumbs down?**

The walls of the city were broken down? **Thumbs up** or Thumbs down?

The king told Nehemiah that he could go to rebuild the walls of Jerusalem? **Thumbs up** or Thumbs down?

Nehemiah had no idea what to do. But he planned to do it all by himself. Thumbs up or **Thumbs down?**

The enemies tried to stop Nehemiah? **Thumbs up** or Thumbs down?

God's people worked together? **Thumbs up** or Thumbs down?

The people brought pizza with them to protect themselves against their enemies? Thumbs up or **Thumbs down?**

God helped them rebuild the wall? **Thumbs up** or Thumbs down?

Don't be afraid of your dog? Thumbs up or **Thumbs down?**

Remember the Lord. **Thumbs up** or Thumbs down?

He is great and powerful. **Thumbs up** or Thumbs down?




The Story Memory Verse - February
"Don't be afraid of your enemies.
Remember the Lord. He is great and
powerful." Nehemiah 4:14

The Story Week 21 -

Set Apart to Honor God

ACTIVITY



A Big Job to Do

What You Need: Pictures for each child.

What You Do: Tell the children that the pictures they have will help us retell the Bible story about a man named Nehemiah. Have the children take out their pictures and look at them. Once you ask a question, have the children select the right picture and set it in front of them. Have the children mix up their pictures again and try to put them in order again. Encourage them to tell the story to each other as they do so.

What You Say:

"Today, we learned that God is on our side. Your pictures will help us tell the Bible story about a man named Nehemiah. Take your pictures out and look at them.

What are some things you see? As I tell you the story, see if you can pick out the picture that I am talking about. We'll put them in the order that they happen. Are you ready? Listen to all my words before you pick a picture.

Nehemiah had a big job to do. In fact, it was too big for him! So Nehemiah got on his knees. He asked God to help him. This was Nehemiah's job: to fix the crumbled-down wall all around the city of Jerusalem! What picture shows Nehemiah asking God for help?

Nehemiah talked to God's people about fixing the wall. The wall was important. It would keep enemies out. It would keep the people safe inside. Everyone wanted to help! People worked in families and groups. Everyone worked, even the children like you. Can you find the picture that shows everyone working together? Put that picture next to the one of Nehemiah praying. Good job!

Many of Nehemiah's enemies tried to stop him from building the walls. They laughed at him and tried to fight the workers to make them stop building. But God helped his people work for him. He made them be strong and brave. Soon after the wall was finished—much sooner than anyone expected! Find the picture that shows that the wall is finished.

Everyone wanted to praise God. Even some of Nehemiah's enemies believed in God because they saw how God helped Nehemiah. Put the last picture of everyone celebrating next to the other ones. Good job, everyone! Nehemiah had a hard job to do, but God helped him. God was on Nehemiah's side. He is on your side too!"



The Story Memory Verse - February
"Don't be afraid of your enemies.
Remember the Lord. He is great and
powerful." Nehemiah 4:14

The Story Week 21 -

Set Apart to
Honor God

CRAFT



Memory Verse Picture Frame

What You Need: Picture frames, markers and stickers, magnets and memory verse

What You Do: Have the children decorate the picture frame with markers and/or stickers.

What You Say:

Today, we learned that God is on our side. Nehemiah had a big job to do. In fact, it was too big for him! So Nehemiah got on his knees. He asked God to help him. This was Nehemiah's job: to fix the crumbled-down wall all around the city of Jerusalem! Nehemiah had a hard job to do, but God helped him. God was on Nehemiah's side. He is on your side too! Our memory verse reminds us that God loved us so much that He sent us Jesus to be by our side forever!



The Story Memory Verse - February
"Don't be afraid of your enemies.
Remember the Lord. He is great and
powerful." Nehemiah 4:14