

The Story Week 21 -

Set Apart to
Honor God

Overview Card

**Weekly Bible Verse:**

Don't be afraid of your enemies. Remember the Lord. He is great and powerful.
- Nehemiah 4:14

Bible Point:

God is on my side.

Coloring Page:

Nehemiah helps the people rebuild the wall.

Resource:

The Story for Little Ones, Chapter 21:
Set Apart to Honor God



The Story Memory Verse - February
"Don't be afraid of your enemies.
Remember the Lord. He is great and
powerful." Nehemiah 4:14

The Story Week 21 -

Set Apart to
Honor God

ACTIVITY



Story Time - Rainbow Fish to the Rescue!

What You Need: The book, "Rainbow Fish to the Rescue"

What You Do: Gather the children together onto the carpet and read the book, "Rainbow Fish to the Rescue!"

What You Say:

"In this story, the Rainbow Fish learns the importance of doing what you believe in. Rainbow Fish and his friends had been playing flash tag and had excluded another fish just because the little striped fish did not have a flashy scale like the others. Rainbow Fish realized that this wasn't right but was too afraid to stand up against his friends for fear of losing their friendship. But when the new fish is chased by a shark, Rainbow Fish convinces the group to work together to save the little fish. This reminds us of the story we heard today about Nehemiah. Nehemiah had a big job to do. In fact, it was too big for him alone! So Nehemiah talked to God's people about fixing the wall. After listening to Nehemiah, everyone helped fix the wall just like how after Rainbow fish talked to his friends, they all worked together to save the little fish. Nehemiah knew that God was on his side and this helped him do what was right. God is on your side too! Who's side is God on? God is on your side!"



The Story Memory Verse - February
"Don't be afraid of your enemies.
Remember the Lord. He is great and
powerful." Nehemiah 4:14

The Story Week 21 -

Set Apart to
Honor God

ACTIVITY



Sound the Trumpet

What You Need: Large yellow trumpet

What You Do:

Let's pretend we're God's people trying to do his work. We're all in separate spots. When I blow this trumpet, you will all come to me.

Ask the first child who reaches you to name something that is hard to do. Then have everyone pray for that child. If children need help thinking of things that are hard to do, suggest such things as playing with a younger brother or sister, not fighting, cleaning their rooms, or listening to their moms and dads. Then, have the children scatter, blow the trumpet again, and repeat the game until everyone has had a chance to be prayed for.

What You Say:

"The wall Nehemiah and the people worked on was so big and long that the people couldn't see each other while they worked. Since they couldn't see each other, they couldn't know if anyone was having a problem or needed help. So Nehemiah told the people to listen for a trumpet. Whenever they heard a trumpet, everyone was to gather together where the trumpet was.

Do you ever have a hard time obeying? Do you ever have a hard time sharing? We all have a hard time doing the right things sometimes. But God helps us work for him. Think about something that is hard for you to do. (Name of the child with the trumpet) will tell us something first. Then we all will pray for him or her and ask God to help (him or her) work for him. Then we'll play the game again until we have prayed for everyone.



The Story Memory Verse - February
"Don't be afraid of your enemies.
Remember the Lord. He is great and
powerful." Nehemiah 4:14

The Story Week 21 -

Set Apart to
Honor God

ACTIVITY



Build the Wall

What You Need: A large amount of colored blocks and baskets

What You Do:

Before the activity: Scatter the colored blocks all over the room.

During the activity: Divide the children into two groups. Assign each group certain colors of blocks. Give each group a basket. Instruct the children to pick up only the blocks that are assigned to their group. Once all of the blocks have been picked up, have the children take the blocks to the table and work together as a team to make a wall. Once completed, talk about each wall and tell them how proud you are of them for working together to build the walls.

What You Say:

“Let’s pretend we are God’s people trying to do his work. We are going to play a fun game and build our own wall. Each team will build their very own wall, just like the one Nehemiah and God’s people built in our story today. When I say go, we will work together with our team and pick up all of the blocks that are our team’s colors. Once all the blocks have been picked up, we will bring them over to the table and make our very own wall. Are you ready? Let’s go!!!

In our story today, we learned Nehemiah had a big job to do. In fact, it was too big for him! So Nehemiah got on his knees. He asked God to help him. This was Nehemiah’s job: to fix the crumbled-down wall all around the city of Jerusalem! Nehemiah talked to God’s people about fixing the wall. The wall was important. It would keep enemies out. It would keep the people safe inside. Everyone wanted to help! Everyone worked, even the children like you. Soon after the wall was finished—much sooner than anyone expected! Everyone wanted to praise God. Nehemiah had a hard job to do, but God helped him. God was on Nehemiah’s side. He is on your side too!




The Story Memory Verse - February
“Don’t be afraid of your enemies.
Remember the Lord. He is great and
powerful.” Nehemiah 4:14

The Story Week 21 -

Set Apart to
Honor God

ACTIVITY



Sensory Search

What You Need: Bin or container of clean sand (rice or sensory beads are another option), craft jewels, small building blocks or Legos, jeweled scepter, knight figures, gold coins, rings, horns and two shovels

What You Do: Place all items beneath the surface of the sand. Let the children take turns reaching into the sand in search of the objects. Teacher and children should discuss each object as it is located. When all objects have been located, display them together on the tabletop. Let the children feel each item as the teacher explains their connection to the stories we have learned so far. The jewels remind us of the riches of the king Solomon. The building blocks remind us that Nehemiah led the people in working together to rebuild the city wall. The scepter reminds us that Queen Esther's husband, the king, welcomed her with his golden scepter. The knights, gold coins, rings and horns were all things used by, owned by or needed by kings and queens.




The Story Memory Verse - February
"Don't be afraid of your enemies.
Remember the Lord. He is great and
powerful." Nehemiah 4:14

The Story Week 21 -

Set Apart to
Honor God

ACTIVITY



Thumbs Up or Thumbs Down?

What You Need: No supplies necessary

What You Do:

The teacher will retell the Bible story and memory verse, pausing after each phrase to say, "Thumbs up or thumbs down."

What You Say:

Nehemiah asked the king, "May I go to the movies?" Thumbs up or **Thumbs down?**

The walls of the city were broken down? **Thumbs up** or Thumbs down?

The king told Nehemiah that he could go to rebuild the walls of Jerusalem? **Thumbs up** or Thumbs down?

Nehemiah had no idea what to do. But he planned to do it all by himself. Thumbs up or **Thumbs down?**

The enemies tried to stop Nehemiah? **Thumbs up** or Thumbs down?

God's people worked together? **Thumbs up** or Thumbs down?

The people brought pizza with them to protect themselves against their enemies? Thumbs up or **Thumbs down?**

God helped them rebuild the wall? **Thumbs up** or Thumbs down?

Don't be afraid of your dog? Thumbs up or **Thumbs down?**

Remember the Lord. **Thumbs up** or Thumbs down?

He is great and powerful. **Thumbs up** or Thumbs down?




The Story Memory Verse - February
"Don't be afraid of your enemies.
Remember the Lord. He is great and
powerful." Nehemiah 4:14

The Story Week 21 -

Set Apart to Honor God

ACTIVITY



A Big Job to Do

What You Need: Pictures for each child.

What You Do: Tell the children that the pictures they have will help us retell the Bible story about a man named Nehemiah. Have the children take out their pictures and look at them. Once you ask a question, have the children select the right picture and set it in front of them. Have the children mix up their pictures again and try to put them in order again. Encourage them to tell the story to each other as they do so.

What You Say:

"Today, we learned that God is on our side. Your pictures will help us tell the Bible story about a man named Nehemiah. Take your pictures out and look at them.

What are some things you see? As I tell you the story, see if you can pick out the picture that I am talking about. We'll put them in the order that they happen. Are you ready? Listen to all my words before you pick a picture.

Nehemiah had a big job to do. In fact, it was too big for him! So Nehemiah got on his knees. He asked God to help him. This was Nehemiah's job: to fix the crumbled-down wall all around the city of Jerusalem! What picture shows Nehemiah asking God for help?

Nehemiah talked to God's people about fixing the wall. The wall was important. It would keep enemies out. It would keep the people safe inside. Everyone wanted to help! People worked in families and groups. Everyone worked, even the children like you. Can you find the picture that shows everyone working together? Put that picture next to the one of Nehemiah praying. Good job!

Many of Nehemiah's enemies tried to stop him from building the walls. They laughed at him and tried to fight the workers to make them stop building. But God helped his people work for him. He made them be strong and brave. Soon after the wall was finished—much sooner than anyone expected! Find the picture that shows that the wall is finished.

Everyone wanted to praise God. Even some of Nehemiah's enemies believed in God because they saw how God helped Nehemiah. Put the last picture of everyone celebrating next to the other ones. Good job, everyone! Nehemiah had a hard job to do, but God helped him. God was on Nehemiah's side. He is on your side too!"



The Story Memory Verse - February
"Don't be afraid of your enemies.
Remember the Lord. He is great and
powerful." Nehemiah 4:14

The Story Week 21 -

Set Apart to
Honor God

CRAFT



Memory Verse Picture Frame

What You Need: Picture frames, markers and/or stickers, magnets and memory verse

What You Do: Have the children decorate the picture frame with markers and/or stickers.

What You Say:

Today, we learned that God is on our side. Nehemiah had a big job to do. In fact, it was too big for him! So Nehemiah got on his knees. He asked God to help him. This was Nehemiah's job: to fix the crumbled-down wall all around the city of Jerusalem! Nehemiah had a hard job to do, but God helped him. God was on Nehemiah's side. He is on your side too!



The Story Memory Verse - February
"Don't be afraid of your enemies.
Remember the Lord. He is great and
powerful." Nehemiah 4:14