

The Story Week 20 -

Esther Gets Ready

Overview Card

**Weekly Bible Verse:**

Don't eat or drink anything for three days.
I and my attendants will fast just as you do.
Then I'll go to the king.—Esther 4:16

Bible Point:

I Can Always Count on God!

Coloring Page:

Queen Esther is Brave

Resource:

The Story for Little Ones, Chapter 20:
Esther Gets Ready



The Story Memory Verse - February
"Don't be afraid of your enemies.
Remember the Lord. He is great and
powerful." Nehemiah 4:14

The Story Week 20 -

Esther Gets Ready

ACTIVITY



Not Afraid of Anything

What You Need: The book “The Little Old Lady Who Was Not Afraid of Anything” by Linda Williams.

What You Do: Gather the children around you on the carpet and read the book to them. There are great sounds in this story that the children will enjoy as you talk about not being afraid. Once you have read the story, briefly talk about how everyone gets afraid sometimes, but we can count on God to always be there for us.

What You Say:

After you’ve read the book: “The little old lady in this book said she wasn’t afraid of anything, but she really was afraid, wasn’t she? That’s why she was walking so quickly back to her house. Sometimes I get afraid too. I’m afraid of things like big strange dogs and flying on airplanes. Do you ever get afraid? *(Pause for responses.)*

When we remember that we can always count on God, it makes us strong and courageous. So tell me, who can you count on? I can always count on God. Stand up with me and let’s say our Bible verse together. Give it all you’ve got!” *(Repeat the Bible verse together with the motions as many times as the kids want to say it.)*




The Story Memory Verse - February
“Don’t be afraid of your enemies.
Remember the Lord. He is great and
powerful.” Nehemiah 4:14

The Story Week 20 -

Esther Gets Ready

ACTIVITY



Haman was a Mean, Evil Man

What You Need: Stick Picture Puppets of Haman, Mordecai, Queen Esther and the King

What You Do: Teach the children the song below by replacing the words to "Zacchaeus was a Wee Little Man." Ask for helpers to hold up the puppets as you sing the song. Sing the song several times so that different children get a chance to help by holding the puppets.

Haman was a mean, evil man,
A mean, evil man was he.
He was meaner than an angry old flea,
As mean as he could be.

When Mordecai would not bow to him,
He had to make his plea.
He went to the king and made him agree
To sign an evil decree.

But Queen Esther was a very good queen,
A very good queen was she.
Without delay she began to pray
And she sent to God her plea.

She went to the King and bowed real low,
Even though she wanted to flee.
She got the king to change his decree,
The Jewish people were free!

And then the king gave a new decree
And Haman was no more to be.
And Haman was no more to be.




The Story Memory Verse - February
"Don't be afraid of your enemies.
Remember the Lord. He is great and
powerful." Nehemiah 4:14

The Story Week 20 -

Esther Gets Ready

ACTIVITY



King's Castle

What You Need: A Castle Puzzle

What You Do: Ask the children to help you put the Castle puzzle together. Talk about what it would be like to live in the castle they put together.

What You Say: "Let's put this puzzle together. This castle is HUGE compared to the houses in my neighborhood. What do you think it would be like to live in a castle? *(Pause for responses.)* Our Bible story today was about a girl named Esther who goes from living in a small house with her family to living in a great, big castle with a king. She was the queen of the castle and the king was going to do something bad to her people. She had to be very brave to talk to the king because no one, not even the queen, could talk to the king without being invited. Esther was courageous and asked the king to save her people. Do you remember what the king did? Yes, your right the king saved her people from getting hurt. This made them all very happy."




The Story Memory Verse - February
"Don't be afraid of your enemies.
Remember the Lord. He is great and
powerful." Nehemiah 4:14

The Story Week 20 -

Esther Gets Ready

ACTIVITY



Who Has It?

What You Need: A small, red, plastic heart.

What You Do: Ask the children to sit or stand in a circle facing one another with their hands behind their backs. Pick one child to stand in the middle of the circle and close his eyes. While his eyes are closed, secretly give the heart to one of the children to hold behind their back. All of the children in the circle must keep both hands behind their backs. Tell the child in the middle of the circle to open his eyes and try to guess who is holding the heart. When the person holding the heart is revealed, they must shout out, "God loves me" and hold the heart above their head. Continue the game, making sure everyone gets a turn to stand in the middle of the circle, as well as hold the heart.

What You Say:

At the end of the activity: "Who loves you? God loves me! I can't hear you. Who loves you? God loves me! And who can you count on? I can ALWAYS count on God!"




The Story Memory Verse - February
"Don't be afraid of your enemies.
Remember the Lord. He is great and
powerful." Nehemiah 4:14

The Story Week 20 -

Esther Gets Ready

ACTIVITY



Show of Strength

What You Need: No supplies are needed.

What You Do: Find an open area in the room where everyone can stand at least arm's length apart. Do different stretches and exercises.

What You Say: "How do you build a strong body? Do you exercise and eat right? We are going to do some stretches and fun exercises. Are you ready to strengthen your bodies? Let's do it! First we need to sit down and stretch out our legs. Now we need to stand up and reach up high. Okay, now it's time for jumping jacks. Follow me! Great! Now let's do windmills. Super duper! Can you balance on one foot? GREAT! God helps our bodies to be strong. We can also be strong when we do the right thing even when it's hard. God can help us be strong and courageous. God helped Esther protect her friends and family and keep them safe. God helped Esther, and God helps me. And who can you count on? I can ALWAYS count on God!"



The Story Memory Verse - February
"Don't be afraid of your enemies.
Remember the Lord. He is great and
powerful." Nehemiah 4:14

The Story Week 20 -

Esther Gets Ready

CRAFT



Castle Dot Marker Page

What You Need: Castle Dot Marker Page and Dot Markers.

What You Do: Let the children have fun using dot markers to color their castles.

What You Say: “What awesome castles you all made! I hope they help you remember that you can ALWAYS count on God. In our story today, we learned that Esther lived in a castle too. She was the queen of the castle and the king was going to do something bad to her people. She had to be very brave to talk to the king because no one, not even the queen, could talk to the king without being invited. Esther was courageous and asked the king to save her people. Do you remember what the king did? Yes, your right the king saved the people from getting hurt. This made them all very happy. When we remember that we can always count on God, it makes us strong and courageous. So tell me, who can you count on? I can always count on God.”



The Story Memory Verse - February
“Don’t be afraid of your enemies.
Remember the Lord. He is great and
powerful.” Nehemiah 4:14