

The Story Week 16 -

Isaiah

Overview Card

**Weekly Bible Verse:**

When it is time to save you, I will help you. I will keep you safe. Isaiah 49:8

Bible Point:

God doesn't give up on his people.
God won't give up on me.

Coloring Page:

Isaiah writes God's messages.

Resource:

The Story for Little Ones, Chapter 16:
The Beginning of the End



The Story Memory Verse - January
"For I know the plans I have for you,"
declares the Lord, "plans to prosper you
and not to harm you, plans to give you
hope and a future." Jeremiah 29:11

The Story Week 16 -

Isaiah

ACTIVITY



Jesus is Coming

What You Need: No supplies necessary

What You Do:

Have the children form a circle by holding hands and walk around in a circle as you sing, “The Baby in the Manger” song below (replace the words to “The Farmer and the Dell”). Pick one child to be Isaiah and to stand in the center of the circle before you begin the activity.

Isaiah told the people
Isaiah told the people
Hip, hooray, we are glad today
Isaiah told the people

Jesus is Coming
Jesus is Coming
Hip, hooray, we are glad today
Jesus is Coming

After singing verse one and two, pick a child to be the baby and have them go in the center of the circle then continue on with the activity

The Baby's in the manger
The Baby's in the manger
Hip, hooray, we are glad today
The Baby's in the manger




The Story Memory Verse - January
“For I know the plans I have for you,”
declares the Lord, “plans to prosper
you and not to harm you, plans to give
you hope and a future.” Jeremiah 29:11

The Story Week 16 -

Isaiah

ACTIVITY



I Can't Wait!

What You Need: foam ball

What You Do: Have children form two lines facing each other. Give the first child in one line a foam ball. Have that child throw the ball to the first child in the other line and then go to the end of his or her line. Continue until each child has had a turn; then talk about what it was like to wait for a turn.

Repeat the game, but this time lead waiting children in a fun action or movement such as hopping, jumping or running in place. After everyone has had a turn, talk with them about what it was like to do something while they were waiting. Talk about what it's like to wait for something good to happen. Remind them that people had to wait a long time for Jesus to come - but God ALWAYS keeps his promises.

What You Say:

"Years and years before Jesus was born, God promised His people that He would send them someone to help them. In our story time, we learned that God told Isaiah that his son will come. We know that God kept his promise. Jesus was born! We can always trust God because He always does what He promises.




The Story Memory Verse - January
"For I know the plans I have for you,"
declares the Lord, "plans to prosper
you and not to harm you, plans to give
you hope and a future." Jeremiah 29:11

The Story Week 16 -

Isaiah

ACTIVITY



Nativity Relay

What You Need: Nativity figures, piece of cardboard for the barns and bowls

What You Do:

Split the room into teams of five to ten kids and have them line up. Place a bowl full of the Nativity characters in front of the first person in each team line (do not include baby Jesus in the bowl).

When the leader says, "Go!" the first person must dash to the opposite end of the room (to wherever the barns are located), put the first nativity character on the cardboard square barn, and run back. Play continues to the second and third members, and so on, until all of the characters are set up on the cardboard square. Once all of the teams have completed the relay, ask them what is missing from the nativity?

What You Say:

(At the end of the activity): "Ask them, What is missing from the nativity? "You are so right, we are still waiting on baby Jesus. Where could he be? We learned today that years and years before Jesus was born, God promised His people that He would send them someone to help them. In our story time, we learned that God told Isaiah that his son will come. We know that God kept his promise. Jesus was born! We can always trust God because he always does what He promises." Pull out the baby Jesus' and let the children complete the Nativity scenes."



The Story Memory Verse - January
"For I know the plans I have for you,"
declares the Lord, "plans to prosper
you and not to harm you, plans to give
you hope and a future." Jeremiah 29:11

The Story Week 16 -

Isaiah

CRAFT



I Promise Coupons

What You Need: “Coupons”, markers, stickers, and stapler

What You Do:

Before the activity: Photocopy “Coupons” onto colored cardstock and cut apart the coupons. Be sure you have four coupons per child.

During the activity: Let the children draw or write different things they would do for their families on each coupon. They can then decorate their coupons with stickers. Once they have completed their coupons, use a stapler to keep them together.

What You Say:

At the end of the activity: “Have you ever PROMISED to help your families at home? *(Pause.)* I know I have but sometimes I forget. It makes our families feel good when you help and keep your promises. You can give your coupons to your family and let them know you promise to help them! They will be so happy that you are such a good helper and proud that you can keep your promises.”




The Story Memory Verse - January
“For I know the plans I have for you,”
declares the Lord, “plans to prosper
you and not to harm you, plans to give
you hope and a future.” Jeremiah 29:11

The Story Week 16 -

Isaiah

CRAFT



I Promise Bracelets

What You Need: string or yarn, beads, and scissors

What You Do:

Help the children make bracelets using the supplies. Cut a length of string or yarn for each child and encourage them to get creative (braiding the string, twisting two strands together, tying the string in knots, adding beads, etc.)

What You Say:

“God had a plan to redeem His people and to restore the relationship He had with them from the very beginning, God promised to do this, and when God makes a promise, He keeps it. The Bible is full of God’s promises. What was the promise God made to His people in this week’s story. How did God keep that promise? How has God kept his promises in your life?

Before people had gadgets to keep them organized, they used to tie string around their fingers to help them remember things - special plans, promises they made, etc. Today we are going to tie this string around our wrists to help us remember Immanuel, God is with us - that Jesus is God’s promise. It will remind us that God keeps His promises and inspire us to tell others about Jesus and what He has done!



The Story Memory Verse - January
“For I know the plans I have for you,”
declares the Lord, “plans to prosper
you and not to harm you, plans to give
you hope and a future.” Jeremiah 29:11