

# The Story Week 15 -

## Elijah and Elisha

# Overview Card

**Weekly Bible Verse:**

Elijah said, "I serve the Lord.  
He is the God of Israel." 1 Kings 17:1

**Bible Point:**

God helped Elijah and Elisha. God helps me.

**Coloring Page:**

Elijah is Fed by Ravens

**Resource:**

The Story for Little Ones, Chapter 15:  
Elijah and Elisha



The Story Memory Verse - January  
"For I know the plans I have for you,"  
declares the Lord, "plans to prosper you  
and not to harm you, plans to give you  
hope and a future." Jeremiah 29:11

# The Story Week 15 -

**Elijah and  
Elisha**

## ACTIVITY



### Made by God - Our Feathered Friends

**What You Need:** book, “Made by God - Our Feathered Friends” (book about birds with lots of colorful pictures.)

**What You Do:** Look at the bird pictures together. Talk about the sizes, colors, and names of the birds.

#### What You Say:

“In our Bible story today. God took care of Elijah by putting him beside good water to drink. God gave Elijah just what he needed—WATER. Additionally, God told the raven to carry meat and bread to Elijah so he wouldn’t be hungry. God gave Elijah just what he needed - FOOD. God took care of Elijah. God gives us what we need, too. God made you and wants to take care of you.”




The Story Memory Verse - January  
“For I know the plans I have for you,”  
declares the Lord, “plans to prosper  
you and not to harm you, plans to give  
you hope and a future.” Jeremiah 29:11

# The Story Week 15 -

## Elijah and Elisha

# ACTIVITY



### Bozo Buckets - So Many Birds

**What You Need:** Six pictures of different birds, six buckets, masking tape and ping pong balls.

**What You Do:** Look at the bird pictures together. Talk about the sizes, colors, and names of the birds. Let the children take turns throwing the ping pong balls into each bucket. Have the crow be the last bucket.

#### **What You Say:**

*At the start of the activity:* "Raise your hand if you like birds. (*Look around with your hand raised.*) Me, too! Raise your hand if you like to play bozo buckets. (*Look around with your hand raised.*) Then you are really going to like what we're about to do. Let's take turns throwing these ping pong balls into each bucket."

*At the end of the activity:* (*Show the picture of the raven.*) "Our Bible story today had a bird in it. It was called a raven. God gave the raven a very special job to do. Do you remember what that job was?"




The Story Memory Verse - January  
"For I know the plans I have for you,"  
declares the Lord, "plans to prosper  
you and not to harm you, plans to give  
you hope and a future." Jeremiah 29:11

# The Story Week 15 -

## Elijah and Elisha

# ACTIVITY



### Water Play

**What You Need:** A very long piece of blue art paper (or blue sheet) and masking tape.

**What You Do:** Make a long stream of water by taping the blue paper to the floor. Ask the children to do what you do. Stand in the water and talk about how cold it is. Sit by the water and pretend to splash your feet in it. Stand by the water and pretend to scoop water to splash your neighbor. Kneel by the water and pretend to wash your face and body. Stand in the water and dance and play! Use your imagination to do all kinds of things in your stream of water. The last thing you will do is kneel by the water and take a drink.

### What You Say:

*At the start of the activity:* "Who likes to play? (*Look around with your hand raised.*) I do too! I really like to play in water. Let's pretend this blue paper is a stream of water that we can play in!"

*Before you take a drink:* "Water is fun to play in, but we also need it to cook our food and to drink. We HAVE to have water to drink. Let's pretend to take a nice cool drink of water. (*Pretend to scoop water to your mouth to drink.*) This is how Elijah would take a drink in our Bible story today. God took care of Elijah by putting him beside good water to drink. God gave Elijah just what he needed—WATER. God gives us what we need, too. God made you and wants to take care of you. Let's play in the water some more! If we get thirsty, we can pretend to take a drink just like Elijah did."



The Story Memory Verse - January  
"For I know the plans I have for you,"  
declares the Lord, "plans to prosper  
you and not to harm you, plans to give  
you hope and a future." Jeremiah 29:11

# The Story Week 15 -

## Elijah and Elisha

# ACTIVITY



### Five Little Black Birds

**What You Need:** Five pictures of black birds, paint sticks and tape.

**What You Do:** Look at the bird pictures together. Talk about the differences in each picture. Let five of the children hold the birds while you teach them the rhyme.

Five black ravens sitting in a tree  
The first one said, "Elijah needs me."  
The second one said, "Let's go, let's go."  
The third one said, "You're moving way too slow."  
The fourth one said, "Let's bring Elijah bread."  
The fifth one said, "Would he like toast instead?"  
Then swoosh went their wings and down from the tree. Five black ravens Elijah did see.

### What You Say:

*At the end of the activity: (Show the picture of the raven.)* "Our Bible story today had a bird in it. It was called a raven. God gave the raven a very special job to do. Do you remember what that job was?"




The Story Memory Verse - January  
"For I know the plans I have for you,"  
declares the Lord, "plans to prosper  
you and not to harm you, plans to give  
you hope and a future." Jeremiah 29:11

# The Story Week 15 -

## Elijah and Elisha

# ACTIVITY



### Hide-and-Seek

**What You Need:** Picture of Elijah, pictures of ravens and bread and masking tape.

**What You Do:** Show the children the picture of Elijah. Remind the children of our story and how God had ravens bring bread for Elijah each day. Tell the children that ravens and bread are hidden through out our classroom. Ask the children to close their eyes while you hide the ravens and bread. When you are ready, tell the children to open their eyes and find the ravens and bread and bring it to Elijah.

### What You Say:

*During the activity:* "Who remembers what kind of animal God used to take care of Elijah? Was it an elephant? Was it a kangaroo? Was it a peacock? No? Oh, yeah, it was a bird called a raven. How did God use the raven to take care of Elijah? *(Pause for responses.)* Right again. God told the raven to carry meat and bread to Elijah so he wouldn't be hungry. God took care of Elijah. We have ravens and bread hidden all around our classroom. Can you help me find the ravens and bread and bring them to Elijah?"


*At the end of the activity:* "That was fun! You did a great job finding the ravens and bread for Elijah."



The Story Memory Verse - January  
"For I know the plans I have for you,"  
declares the Lord, "plans to prosper  
you and not to harm you, plans to give  
you hope and a future." Jeremiah 29:11

# The Story Week 15 - Elijah and Elisha

## CRAFT



### Bird Fun with Dots

**What You Need:** Copy of raven picture and dot markers

**What You Do:**

Give each child a copy of the raven picture. Allow the children to use dot markers to color the raven.

**What You Say:**

“We are going to use our dot markers to make colorful ravens. In our story today ravens brought bread and meat to Elijah. Do you remember what color the ravens usually are? Yes, you are correct ravens are black. I like our colorful ravens better.”



The Story Memory Verse - January  
“For I know the plans I have for you,”  
declares the Lord, “plans to prosper  
you and not to harm you, plans to give  
you hope and a future.” Jeremiah 29:11