

# The Story Week 11 -

## David and the Giant

# Overview Card

**Bible Verse:**

I am coming against you in the name of the Lord who rules over all. 1 Samuel 17:45

**Bible Point:**

God helped David be brave.  
God can make me brave, too.

**Coloring Page:**

David fights Goliath.

**Resource:**

The Story for Little Ones, Chapter 11:  
David and the Giant




The Story Memory Verse - December  
"The Lord has filled my heart with Joy.  
He has made me strong. I can laugh at  
my enemies. I'm so glad he saved me."  
1 Samuel 2:1

# The Story Week 11 -

## David and the Giant

# ACTIVITY



### Toss It In

**What You Need:** A bucket, five beanbags, and masking tape.

**What You Do:** Make a starting line on the floor with the tape. Set the bucket just a step or two away from the starting line. Ask the children to line up at the starting line. Give the first child the five beanbags and ask him to toss them into the bucket. Prompt all the children to count to five as the beanbags are tossed. Once all the children have had a turn tossing the beanbags into the bucket, set the bucket back a few more steps and begin again. Continue backing the bucket up until the children can no longer toss the beanbags into it. Don't forget to count with each toss.

### What You Say:


*At the end of the activity:* "In today's Bible story we heard about a guy named David. God helped David win a big battle with just five little stones. God helped David be brave. You can ask God to help you be brave too."



The Story Memory Verse - December  
"The Lord has filled my heart with Joy.  
He has made me strong. I can laugh at  
my enemies. I'm so glad he saved me."  
1 Samuel 2:1

# The Story Week 11 - David and the Giant

## ACTIVITY



### Big and Small

**What You Need:** “Big” and “Small” signs and big and small objects. Some ideas for small objects are small wooden blocks, crayons, small toy cars, a cup, and a feather. Big objects could include a large toy truck, a large ball, a broom, a chair, and a large floor book.

**What You Do:** Place the “Big” and “Small” signs on two different tables. Ask the children to sort the objects into a pile of big objects on the “BIG” table and a pile of small objects on the “SMALL” table.

**What You Say:** “I have some big things, and I have some small things in this pile. *(Hold up a small item.)* Is this big or small? *(Pause for responses.)* You’re right! This is small, so I am going to put it on the SMALL table. *(Place the object on the “SMALL” table.)* What about this? *(Hold up a big item.)* Is this big or small? *(Pause for responses.)* Right again! This is big, so I am going to put it on the “BIG” table. I still have a lot more objects to sort. Can you help me? We need to put the small objects on the “SMALL” table and the big objects on the “BIG” table. Are you with me? Let’s do it! God helped LITTLE David be brave against a BIG giant. You can ask God to help you be brave too.”




The Story Memory Verse - December  
“The Lord has filled my heart with Joy.  
He has made me strong. I can laugh at  
my enemies. I’m so glad he saved me.”  
1 Samuel 2:1

# The Story Week 11 -

## David and the Giant

# ACTIVITY



## Story Time

**What You Need:** The book titled “The Kissing Hand” by Audrey Penn.

**What You Do:** Have the children cuddle up with you as you read “The Kissing Hand.”

### What You Say:

*At the end of the activity:* “Little Chester was afraid of going to school, wasn’t he? He wanted to stay home with his mommy. Have you ever been afraid? *(Pause for responses.)* Every person in the whole wide world has been afraid of something. Our Bible story today is about how God loves you and me when we’re afraid and He wants to help us. God helped David be brave. You can ask God to help you be brave too.”



The Story Memory Verse - December  
“The Lord has filled my heart with Joy.  
He has made me strong. I can laugh at  
my enemies. I’m so glad he saved me.”  
1 Samuel 2:1

# The Story Week 11 -

## David and the Giant

# ACTIVITY



### Hit the Target

**What You Need:** “Goliath”, masking tape, and rock splat balls.

### What You Do:

*Before the activity:* Tape a copy of “Goliath” to the wall. Take a few steps away from the picture of Goliath and place a line of tape on the floor to mark where the children need to stand.

*During the activity:* Let the children take turns tossing the splat balls at the picture of Goliath. The goal is to throw the splat balls at his head.

### What You Say:

*At the start of the activity: (Gather the children around the poster.)* “David did a very brave thing in our Bible story today. Do you remember what David did? *(Pause for responses.)* Yes! He defeated huge Goliath! Goliath and his army wanted to hurt God’s people. David knew that God loved him and would help him fight Goliath. David found five stones. He ran out to Goliath and hit him right in the head. Goliath fell down. God had helped David save His people. Today we’re going to pretend these splat balls are stones and we’re going to throw them at Goliath. The goal is to hit Goliath’s head with the splat balls. God helped David be brave. You can ask God to help you be brave too.”



The Story Memory Verse - December  
“The Lord has filled my heart with Joy.  
He has made me strong. I can laugh at  
my enemies. I’m so glad he saved me.”  
1 Samuel 2:1

# The Story Week 11 -

## David and the Giant

# CRAFT



### Love Rocks

**What You Need:** A medium-sized rock for each child; red, yellow, and blue acrylic paint; plates; three small plastic bowls; glue; a small paintbrush for each child; and a tablecloth.

#### What You Do:

Give each child a rock and a small plate. Have the children paint the rock on the plate. Allow them to choose either red, yellow or blue paint. After the activity, you can use white glue mixed with water to seal the paint in place. Simply mix your glue with water and then brush it over the rock.

#### What You Say:

*(Gather the children around your pile of rocks on the floor.)* “God knew it was going to be scary for David to fight a big, mean guy like Goliath. David knew that God loved him no matter what, even if he was scared. Knowing that God loved him and would help him made David able to walk over to the water, pick out five smooth stones—*(counting rocks from your pile)* one, two, three, four, five—and defeat huge Goliath. God saved His people through David! God is with you and me when we are scared, too. God helped David be brave. You can ask God to help you be brave too. Today we are going to make something special to help remind you that God can help you be brave.”



The Story Memory Verse - December  
“The Lord has filled my heart with Joy.  
He has made me strong. I can laugh at  
my enemies. I’m so glad he saved me.”  
1 Samuel 2:1