

# The Story Week 6 -

## Two Believing Men

## Overview Card

**Bible Verse:**

Joshua and Caleb said, "If the Lord is pleased with us, he'll lead us into that land...He'll give it to us"  
Numbers 14:8

**Bible Point:**

Joshua and Caleb believed in God's promise. I can believe in God's promises, too.

**Coloring Page:**

Moses sends twelve spies to the Promised Land.

**Songs:**

Whatever/Wherever  
Great Big God  
Every Part of Me

**Resource:**

The Story for Little Ones,  
Chapter 6: Two Believing Men



The Story Memory Verse - October:  
"We know that in all things God works  
for the good of those who love him."  
Romans 8:28

# The Story Week 6 - Two Believing Men

## ACTIVITY



### Finger Play

**What You Need:** No supplies necessary

**What to do:**

Say the finger play as children use their fingers to count along with the numbers. Add motions to other words.

**What to say:**

Twelve spies were sent into Canaan (make binoculars with your hands)

One, two, three, four, five, plus more (count on hands)

Six, seven, eight, nine, ten spies said (count on hands)

"Into Canaan we must NOT go! (shake head NO)

The people are strong and we are small!" (make muscles and cup hands)

But one, two brave spies spoke up (count on hands)

"Into Canaan we must go! (point with your right hand)

God will lead us safely in." (point to the sky)

One, two, three, four, five, plus more (count on hands)

Six, seven, eight, nine, ten spies said (count on hands)

"No way, not now, we cannot go (shake head no)

Into the land where we've never been!" (shake head no and point with hand)

But one, two brave spies spoke up (count on hands)

"God is with us. Let us go!" (point to the sky and then point with your hand)

Sadly no one listened to them (make a sad face and shake your head)



The Story Memory Verse - October:  
"We know that in all things God works  
for the good of those who love him."

Romans 8:28

# The Story Week 6 - Two Believing Men

## ACTIVITY



### I SPY WITH MY LITTLE EYE

**What You Need:** No supplies necessary

**What to do:**

Secretly chooses an object visible in the room and say, “**I spy with my little eye something that is...**” (Describe the object using color, size, shape, etc.) Have the children look around the room and try to guess the object. Play again or allow the children to take turns choosing the object while the others guess.

Another Option: Bring real binoculars or a magnifying glasses. Place an object far away and try to zoom in with the glasses and see it.


**What to say:** “Who can tell me what a spy is? (*Pause for responses.*) A spy is a person who sneaks around to look at something without anyone knowing it. Our Bible story today had some sneaky spies in it. Hmm ... I wonder what they were looking for.”



The Story Memory Verse - October:  
“We know that in all things God works  
for the good of those who love him.”  
Romans 8:28

# The Story Week 6 - Two Believing Men

## ACTIVITY



### Hidden Hearts

**What You Need:** Activity Page “Hidden Hearts”, and washable markers.

#### **What You Do:**

*During the activity:* Instruct the children to circle the 12 hidden hearts on the Activity Page.

#### **What You Say:**

*At the start of the activity:* “Tell me what you see in this picture. (Discuss the obvious things in the picture.) Do you know there are 12 hidden hearts in this picture? There sure are! I want you to look for all the hidden hearts. Every time you find a hidden heart, I want you to circle it. See if you can find all 12 of them.”

*At the end of the activity:* “Let’s count all the hidden hearts. One, two, three, four, five ... 12! You did it! You found all 12 hidden hearts. Our Bible story had some hidden things in it too, only they were not hearts. They are people! Twelve men called spies had to sneak around and hide so no one sees them.”



The Story Memory Verse - October:  
“We know that in all things God works  
for the good of those who love him.”  
Romans 8:28

# The Story

## Week 6 -

### Two Believing Men

# ACTIVITY



## Grapes, Grapes and More Grapes

**What You Need:** Purple card stock – make circles/grapes. (Together the circles will represent a cluster of grapes.) One poster board with a stem and vine drawn on it to accommodate the circles/grapes. Self-adhesive Velcro attached to the back of the “grapes” and the poster board. (Alternative: use masking tape) .

**What You Do:** Hide the circles/grapes before the activity begins. Choose a child to find one grape. Continue until all are found. Place each grape on the poster board until the cluster is completed.

### What You Say:


In our story, Moses sent twelve spies to spy on the land that God promised them. The twelve men came back to Moses. They brought back some of the good food (grapes) from the Promised Land. Ten of the men were scared of the people they saw. They did not trust God to help them live in the land. Only Caleb and Joshua believed God's promise to keep them safe and help them. God kept his promise to Joshua and Caleb and God keeps his promises to you.



The Story Memory Verse - October:  
“We know that in all things God works  
for the good of those who love him.”  
Romans 8:28

# The Story Week 6 - Two Believing Men

## ACTIVITY



### Floating Grapes

**What You Need:** Purple balloons

**What You Do:** Blow up the purple balloons. Have all of the children sit in a circle on the floor. Pretend the balloons are huge grapes. Try to keep the balloons from touching the floor while you say the Bible verse (use only one balloon and, as a group, try to keep it from touching the ground).

**What You Say:**

*At the start of the activity:* "These purple balloons look like huge grapes! I wonder if the grapes Joshua and Caleb saw in our Bible story today were this big. Hey! We can use these balloons to practice our Bible verse. Let's play!"

*Memory Verse:* "We know that in all things God works for the good of those who love him. Romans 8:28"


*At the end of the activity:* "In our story, Moses sent twelve spies to spy on the land that God promised them. The twelve men came back to Moses. They brought back some of the good food (grapes) from the Promised Land. Ten of the men were scared of the people they saw. They did not trust God to help them live in the land. Only Caleb and Joshua believed God's promise to keep them safe and help them. God kept his promise to Joshua and Caleb and God keeps his promises to you."



The Story Memory Verse - October:  
"We know that in all things God works  
for the good of those who love him."  
Romans 8:28

# The Story Week 6 - Two Believing Men

## CRAFT



### My Spy Mask

**What You Need:** Cardstock Masks and Markers.

**What You Do:**

*During the activity:* Review the Bible story as the children make their masks. Guide children to decorate their masks with markers.

**What You Say:** “In our Bible story today, we heard about 12 spies—one, two, three, four, five, six, seven, eight, nine, ten, eleven, twelve. Ten were bad, and two were good. Joshua and Caleb were the good spies. They understood that God knows best. Let's make a mask to help us remember the two good spies and how they obeyed God. Let's cover it with markers. Wow, you are doing a super job! Let's hold it up to your eyes like a spy (*drawing out the word 'spy'*). Joshua and Caleb, the two good spies, trusted and obeyed God. God kept his promise to Joshua and Caleb and God keeps his promises to you.



The Story Memory Verse - October:  
“We know that in all things God works  
for the good of those who love him.”  
Romans 8:28