

The Story Week 5 -

The Ten Commandments

Overview Card

**Bible Verse:**

God's people answered with one voice. They said, 'We will do every -thing the Lord has told us to do.'
Exodus 24:3

Bible Point:

God gave us rules so that we can know him. I can know God by learning his laws.

Coloring Page:

God gives the Ten Commandments.

Resource:

The Story for Little Ones,
Chapter 5: The Ten Commandments



The Story Memory Verse - October:
"We know that in all things God works
for the good of those who love him."
Romans 8:28

The Story Week 5 - The Ten Commandments

ACTIVITY



Moses Says

What You Need: No supplies are needed.

What You Do: Play "Moses Says," a variation of the game "Simon Says." Have the children stand facing you. Do an action such as patting your head, rubbing your tummy, or hopping on one foot. Be sure to say "Moses says" before doing the action. Do three or more of these actions making sure to say "Moses Says" before doing the action. Then mix it up and do an action without saying "Moses Says" beforehand. Watch for the children who do the action and then ask them to sit down. Keep playing until you have one child standing. Repeat the game until the children lose interest.

(Note: Depending on the age of the children, you may not want to make somebody sit out. Instead, you could just play and all giggle together when someone messes up.)

What You Say:

At the start of the activity: "Let's play a game! Have any of you ever played the game 'Simon Says' before? Okay, this game is just like it. This game is about using your ears to listen and follow directions. When I say "Moses says," you do what I do. But If I do not say "Moses says" then you do not do what I do. Does everyone understand? *(Pause for responses.)* Great! Let's get started."


At the end of the activity: "You all did a great job following directions. Did you know that God gives us directions too? He does! Today in our story, we learned about how God gave people directions. God gave Moses ten rules, called "Commandments" the rules showed God's people how to live, and how to be close to him, and how to be happy. They showed how life worked best. God gave us rules so that we can know him. I can know God by learning his laws."



The Story Memory Verse - October:
"We know that in all things God works
for the good of those who love him."
Romans 8:28

The Story Week 5 - The Ten Commandments

ACTIVITY



Red Light/Green Light

What You Need: Go and Stop signs and masking tape

What You Do: Instruct the children that when you hold up a green card they can take one step and if you hold up the red card they have to stay in place. Create a start and end with masking tape. Play until children reach the designated line.

What You Say:

In our story, God's people did not know how to obey God. So God gave them rules. The rules told them how to live. God gave these rules to help his people live good lives and be closer to him. God's rules will help you too.



The Story Memory Verse - October:
"We know that in all things God works
for the good of those who love him."
Romans 8:28

The Story Week 5 - The Ten Commandments

ACTIVITY



Rules of the Road

What You Need: Pictures of Traffic Signs

What You Do: Hold up pictures of traffic signs and see if the children can identify them. Discuss how important it is to follow rules of the road and the consequences.

What You Say:


In our story, God gave Moses ten rules, called "Commandments" the rules showed God's people how to live, and how to be close to him, and how to be happy. They showed how life worked best. God gave us rules so that we can know him. I can know God by learning his laws.



The Story Memory Verse - October:
"We know that in all things God works
for the good of those who love him."
Romans 8:28

The Story Week 5 - The Ten Commandments

ACTIVITY



Freeze Dance

What You Need: Go and Stop Signs, CD Player and Music

What You Do: Have the children gather around in one area. Play fun music for the children to dance to. The children should continue dancing as long as you are holding up the green sign. Once you switch the green sign for the red sign, the children should immediately stop dancing and freeze. Children should start dancing again when you switch back to the green sign.

What You Say:


In our story, God gave Moses ten rules, called "Commandments" the rules showed God's people how to live, and how to be close to him, and how to be happy. They showed how life worked best. God gave us rules so that we can know him. I can know God by learning his laws.



The Story Memory Verse - October:
"We know that in all things God works
for the good of those who love him."
Romans 8:28

The Story Week 5 - The Ten Commandments

CRAFT



The Greatest Commandment

What You Need: Activity page “The Greatest Commandment is LOVE”, markers and heart stickers

What You Do: Have the children color the tablet with markers. Then have children add heart stickers to the activity page.

What You Say:

In our story, God gave Moses ten rules, called “Commandments” the rules showed God’s people how to live, and how to be close to him, and how to be happy. They showed how life worked best. God gave us rules so that we can know him. I can know God by learning his laws.



The Story Memory Verse - October:
“We know that in all things God works
for the good of those who love him.”
Romans 8:28