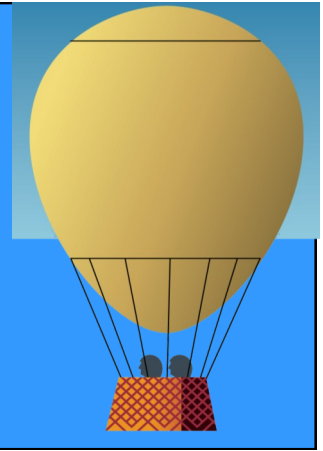


# August Week 3



# Overview Card



**Key Question:** Who is always with you?  
**Bottom Line:** God is always with me.  
**Memory Verse:** "God is with you wherever you go."  
Joshua 1:9

**Bible Story:** God is with me so I can be brave.  
The Israelites at the Red Sea •  
*Exodus 13:17–14:31*

**Coloring Page:** God Makes a Path through the Red Sea

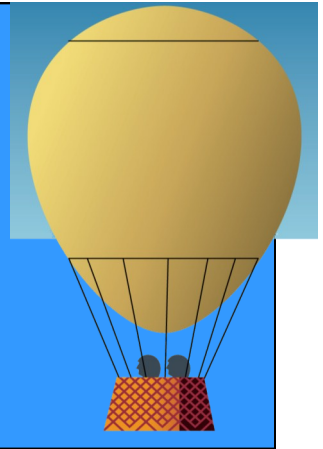
**Music:** We're All Singing  
*Whatever, Wherever*  
*I Like To*



# August Week 3



# ACTIVITY Follow Moses



## 1. Follow Moses

**What You Need:** No supplies are needed.

**What You Do:** Have the children stand in a single file line behind you. Lead the children around the room. After walking for a minute, start doing silly things with your arms and body for the children to mimic. For example, you can hop on both feet, flap your arms like a bird, hop on one foot, etc. Repeat this game until children lose interest.

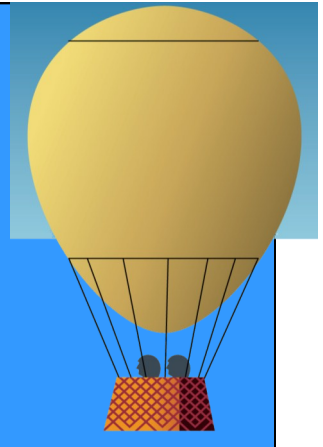
**What You Say:** “That was so much fun! Today in our story, we learned about people who followed a leader too. He led them a very long way. Something AMAZING happened along the way! Do you remember what that was? God’s people walked straight through the sea on dry ground! It was AMAZING”



## August Week 3



## ACTIVITY Everywhere I Go



### 2. Everywhere I Go

**What You Need:** “Places” (from the Activity Pages on the Web site), white cardstock and tape.

**What You Do:**

*Before the activity:* Make one copy of “Places” on white cardstock. Tape the pictures around the room where the children can see them.

*During the activity:* You and the children will pretend to drive your imaginary cars from place to place (*picture to picture*). Don’t forget to make your engine noises, turn your steering wheel, honk your horn, and squeal your brakes when you stop. Each time you take off, say the memory verse out loud. Once you arrive at a place, ask the children, “Who is with you at the (*name of place*)?”

**What You Say:**

*During the activity:* “Start your cars and trucks! Vroom, vroom, vroom! ‘God is with you wherever you go,’ Joshua 1:9. Here we go! We’re off to the grocery store. (*‘Drive’ around the room and stop under the grocery store picture.*) We’re here!

“Who is with you at the grocery store? (*All together*) God is with me! That’s right! ‘God is with you wherever you go,’ Joshua 1:9. **Who is always with you? [Bottom Line] God is always with me.**

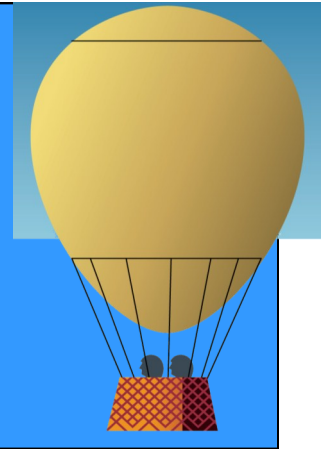
“Okay, next stop! ‘God is with you wherever you go,’ Joshua 1:9. Here we go!” (*Continue until you have driven to all the pictures. Revisit some places if the children are still having fun.*)



## August Week 3



## ACTIVITY The Red Sea is Falling



### 3. The Red Sea is Falling

**What You Need:** No supplies are needed.

**What You Do:** Have the Small Group Leaders stand facing each other and stretch their arms up and out to hold hands and create an arch. Line the children up and have them go under the arch while singing the song below. When you get to the lyrics “God loves me,” “catch” a child by bring your arms down around the child. You can “catch” more than one child at a time, if possible. Try to catch each child at least once.

**What You Say:**

*During the activity: (To the tune of “London Bridge”)*

“The Red Sea is falling down,  
Falling down, falling down.  
The Red Sea is falling down.  
God loves me!”

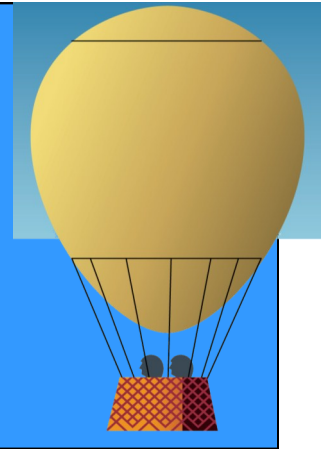
*At the end of the activity:* “In our story today, we learned that God loves His people SO MUCH that He helped Moses part a HUGE ocean just to help them. God is always there for us. God is always with us! **Who is always with you?** (Pause.) **[Bottom Line]**  
**God is always with me!”**



## August Week 3



## CRAFT Dry Feet



### 4. Dry Feet

**What You Need:** Tan construction paper, blue and brown art paper, a pencil, crayons, scissors, glue, and large fish stickers.

**What You Do:**

*Before the activity:* Cut the brown art paper in a rectangle and glue it in the middle of the blue paper as a path.

*During the activity:* Have the children place the fish stickers on the blue art paper. Hang the artwork on a wall for all to see.

**What You Say:** “Great job! This is a perfect picture of our story today! Moses needed to lead God’s people out of Egypt, and he had to cross the Red Sea to do it. Do you remember what happened? *(Pause.)* You are right! God helped Moses part the sea so His people could walk on dry land! God is so good! He is always with His people. **Who is always with you? *(Pause.)* Yes! [Bottom Line] God is always with me!”**

